



socrative

by Mastery**Connect**

Welcome to Socrative! We are happy to have you in the community. Like you, we think it's important to visualize student understanding. That's why we've developed an easy-to-use tool for building assessments and seeing results in real-time. It's everything you need to improve instruction and help student learning.

Although it's a very intuitive tool, everything in life should come with a manual, so let's get started with ours:

Register & Login	pages 2 to 8
Create & Edit Quiz	pages 9 to 16
Run Quizzes & Reports	pages 17 to 33

\*Note – Socrative supports up to 50 students logged in at one time.

# Register & Login

If accessing through [b.socrative.com](https://b.socrative.com) or an app, select the purple “Register” button:

OR

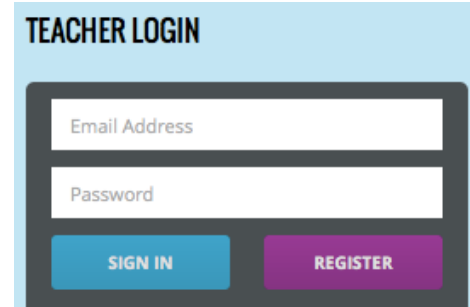
Go to [www.socrative.com](https://www.socrative.com) and click “Teacher Sign Up.”

Enter an Email and Password. After that, you’ll receive a unique Room Code, which your students will use to access your activities.

Like this



**ROOM: ebba6cfa**

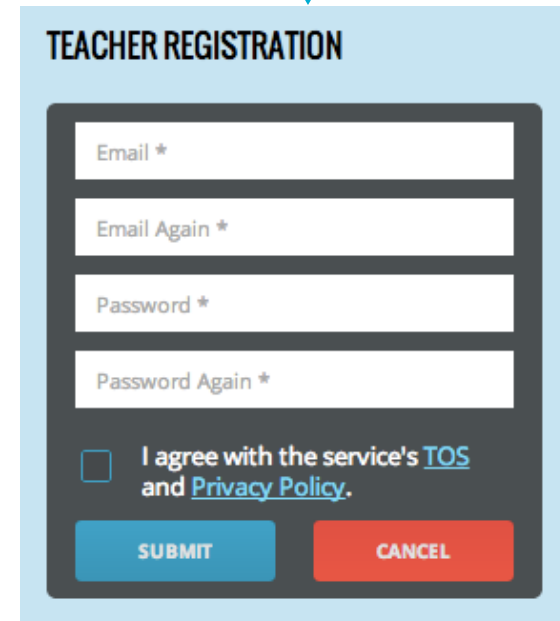


TEACHER LOGIN

Email Address

Password

SIGN IN REGISTER



TEACHER REGISTRATION

Email \*

Email Again \*

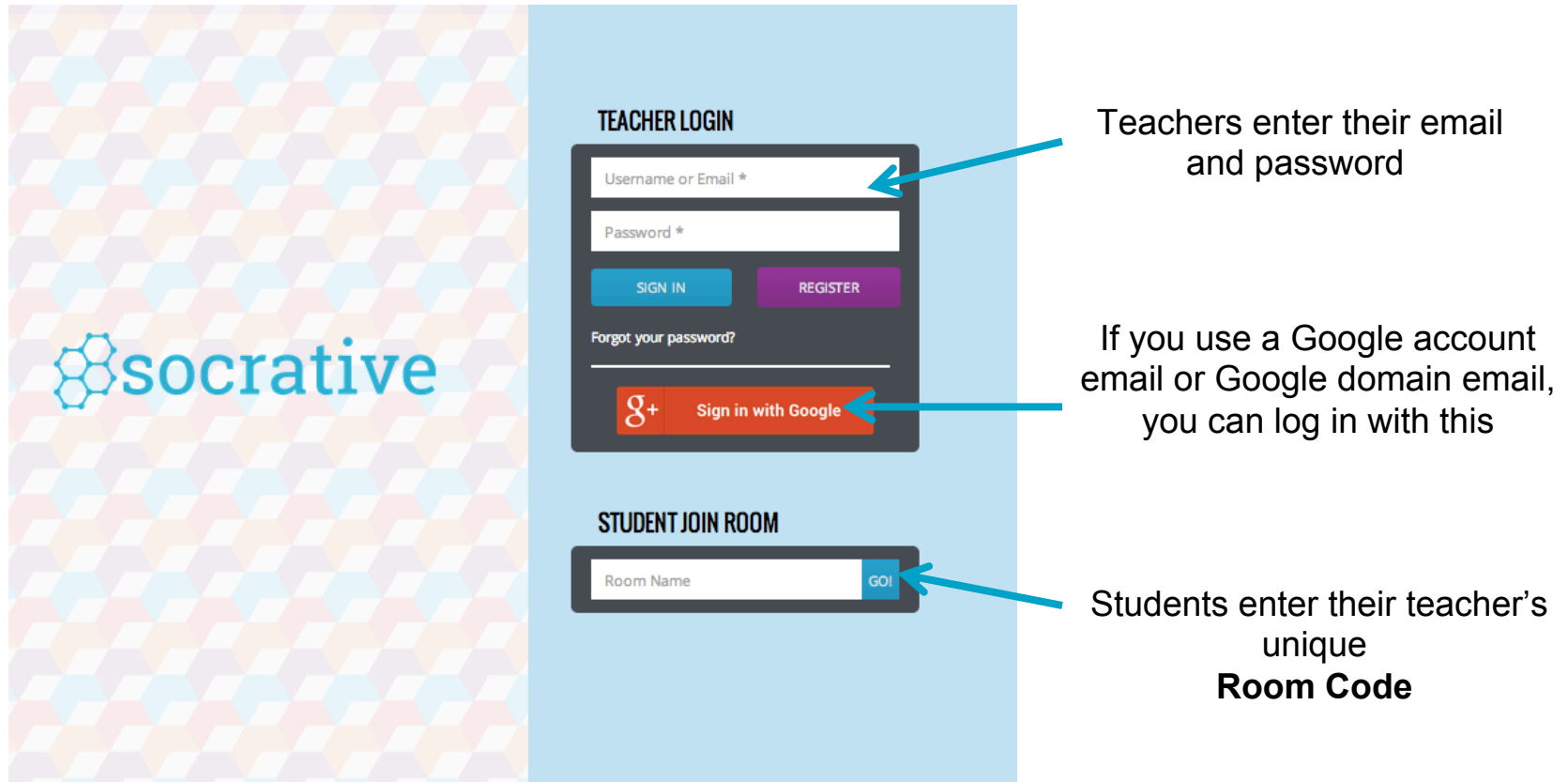
Password \*

Password Again \*

I agree with the service's [TOS](#) and [Privacy Policy](#).

SUBMIT CANCEL

Visit [socrative.com](https://socrative.com), [b.socrative.com](https://b.socrative.com), or open your Socrative app:



The image shows a screenshot of the Socrative login interface. On the left is a decorative background with a colorful geometric pattern and the Socrative logo. On the right is a dark grey login form with the following elements:

- TEACHER LOGIN** section:
  - A text input field labeled "Username or Email \*".
  - A text input field labeled "Password \*".
  - Two buttons: "SIGN IN" (blue) and "REGISTER" (purple).
  - A link: "Forgot your password?".
  - A "Sign in with Google" button with the Google+ logo.
- STUDENT JOIN ROOM** section:
  - A text input field labeled "Room Name".
  - A "GO!" button.

Three blue arrows point from text annotations on the right to the "Username or Email" field, the "Sign in with Google" button, and the "GO!" button.

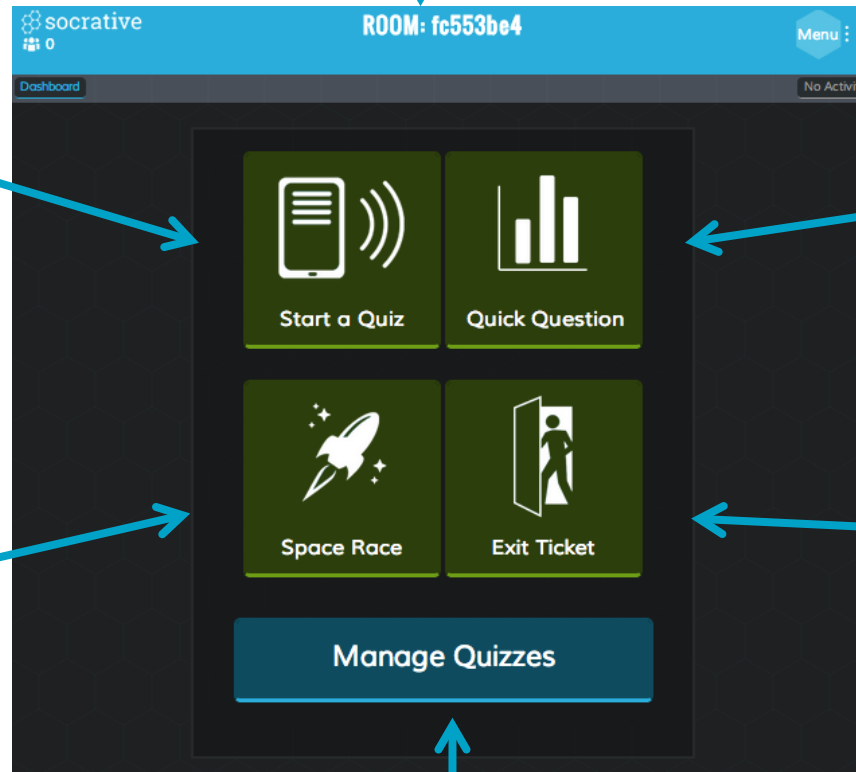
Teachers enter their email and password

If you use a Google account email or Google domain email, you can log in with this

Students enter their teacher's unique **Room Code**

Or go to [t.socrative.com](https://t.socrative.com) (Teachers) and [m.socrative.com](https://m.socrative.com) (Students) to log in.

Room Code  
Your students use this to  
log in.



Start a Quiz  
Already have a quiz?  
Great! Start it here.



Quick Question  
Low hassle, low prep  
questioning with  
dynamic results. We  
love it!



Space Race  
Nothing better than  
intergalactic quiz  
travel.

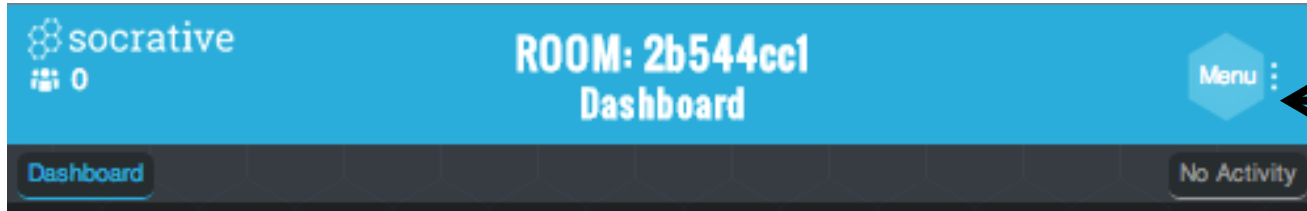


Exit Ticket  
Quickly check  
understanding before  
your students leave  
for the day.



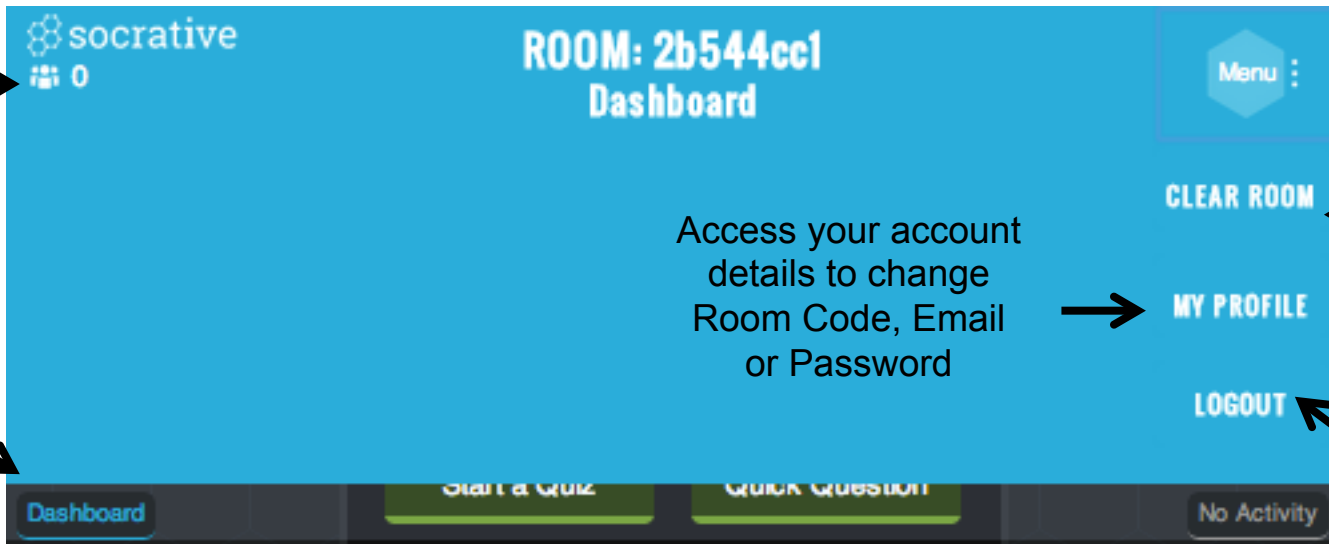
Manage Quizzes  
Do it all – create, edit, import, duplicate or delete  
quizzes, and view past Reports.





Click to see expanded menu (below)

Number of students in your room



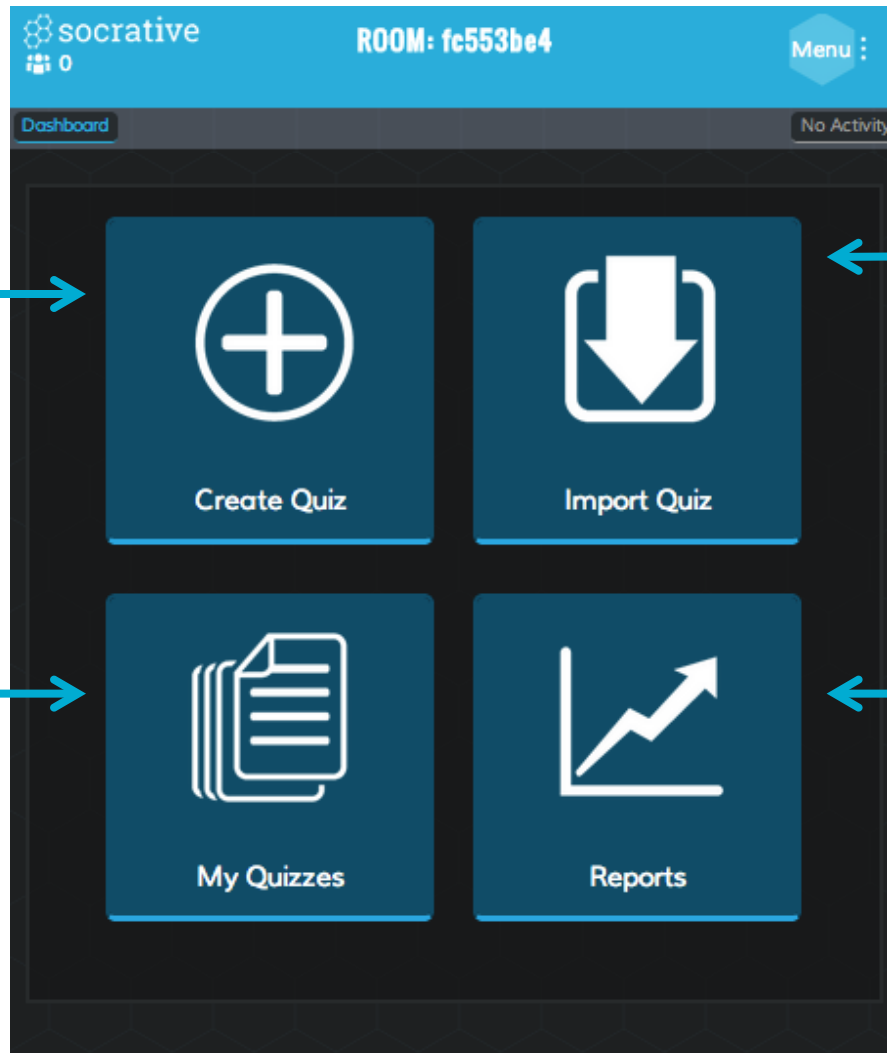
Return to Teacher Dashboard from any screen

Access your account details to change Room Code, Email or Password

Clear students from your room

You get this one

You are not currently running any activities



**Create Quiz**  
Design your own assessments!



**Import Quiz**  
Import other teachers' quizzes using a SOC#



**My Quizzes**  
See all the quizzes you created or imported



**Reports**  
See all the reports from your prior assessments





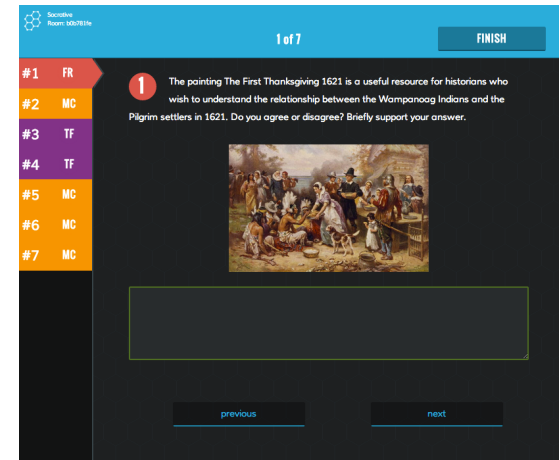
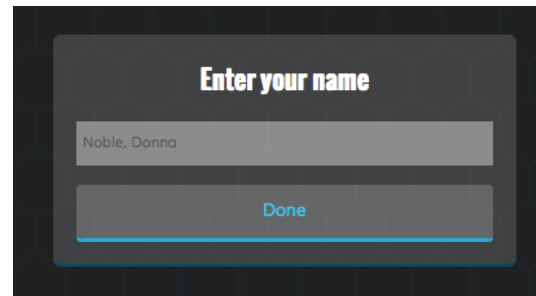
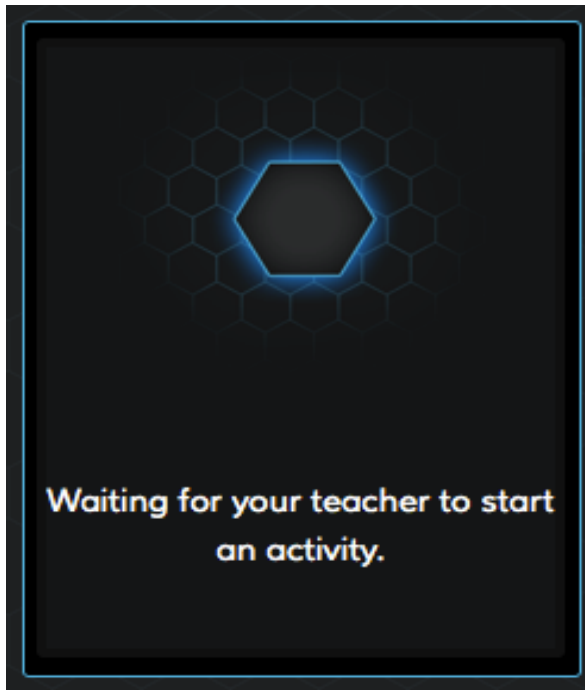
1. Students will see this screen before you start an activity or between activities.



2. Students will be prompted for their name if it is a quiz based activity or a quick short answer (or you can choose to disable names).



3. Students will then enter the activity. (example pictured is a student-paced quiz question)

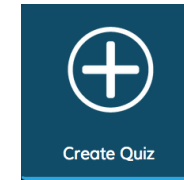
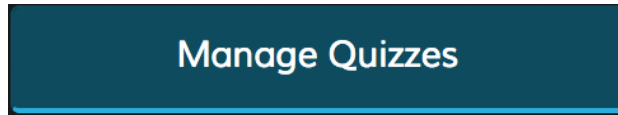


# Create & Edit Quiz

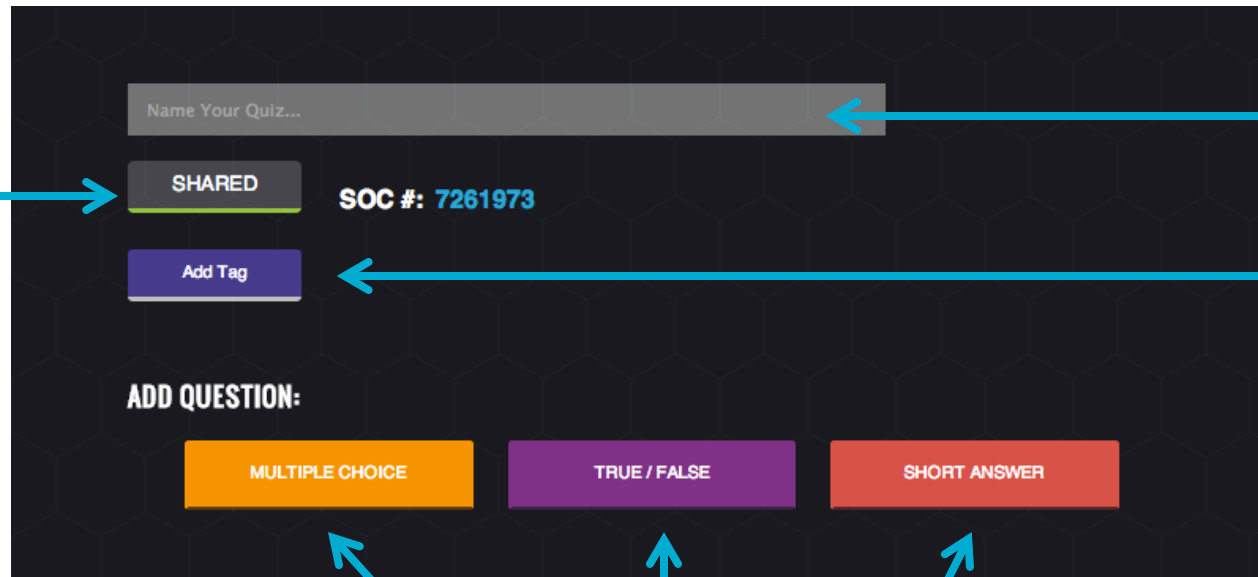


Manage Quizzes

Select



This is your Create Quiz interface:



Enter a name for your new quiz

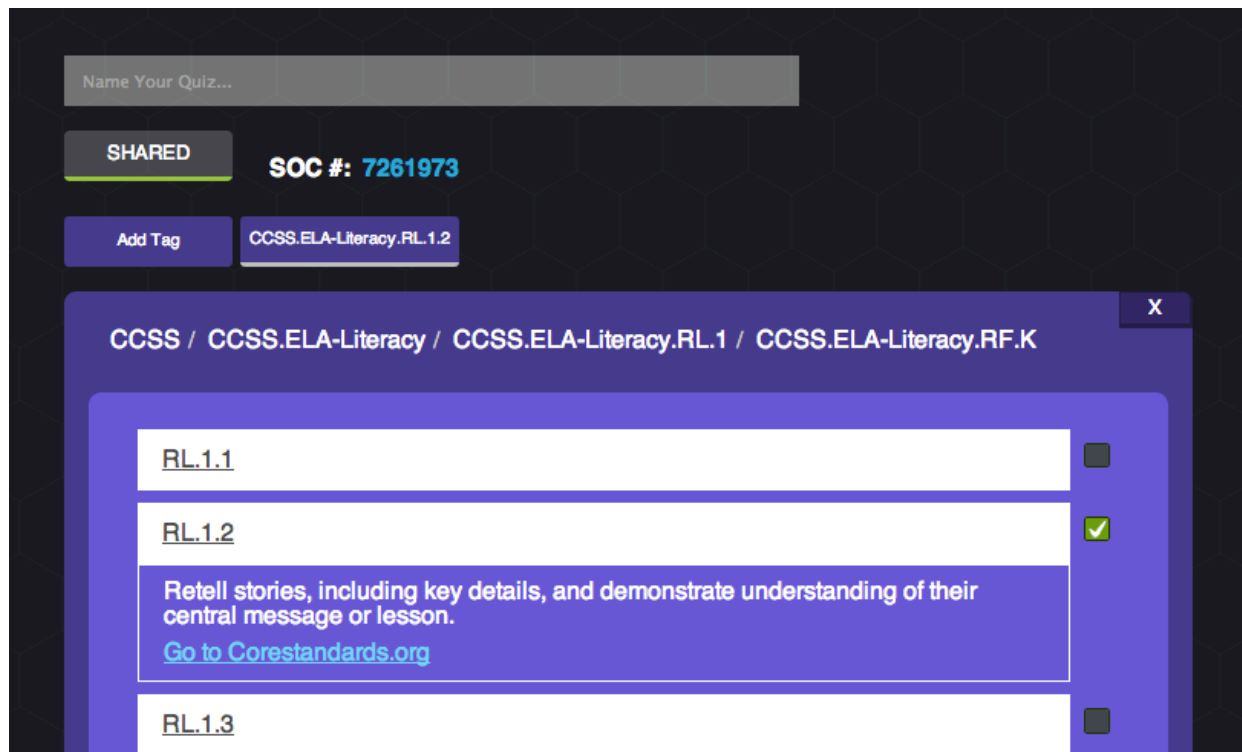
When selected, your quiz is assigned a unique **SOC number**. You can give this to other teachers so that they have the quiz too. Gotta love collaboration!

Add a tag for the quiz (e.g. Common Core)

Add a question to your quiz. You will be able to delete and reorder.

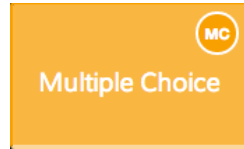
Adding a tag is easy!

Simply select “Add Tag” and navigate to the desired tag. Select individual tags to see descriptions or to navigate to the source of the tag. Add as many as you’d like.



# Create Quiz – Multiple Choice

Select **Multiple Choice** to add a Multiple Choice question to your quiz.



1. Multiple Choice Question

**B** *I* U  $x_2$   $x^2$  Save

Answer Choice	Correct?
	<input type="checkbox"/>
	<input type="checkbox"/>

+ Add - Delete

**Explanation:**

+ Add Image

ADD QUESTION:

MULTIPLE CHOICE TRUE / FALSE SHORT ANSWER

Enter answer choices

Add or Delete answer choices

(Optional: Add an image to the question)

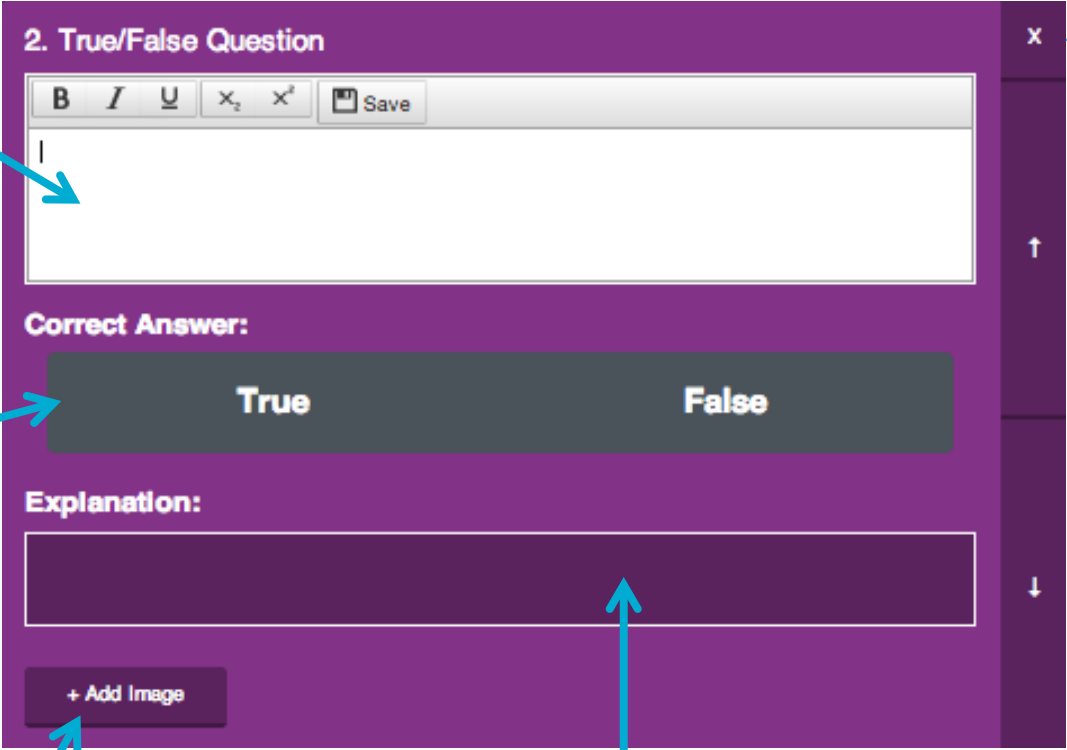
Enter question with rich text formatting

Mark answer choice(s) as correct

(Optional: Add an Explanation of the correct answer. This will display with immediate feedback.)

Add another question

Select  to add a True/False question to your quiz.

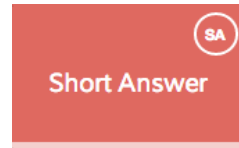


The screenshot shows the '2. True/False Question' editor. It includes a text input field for the question, a 'Correct Answer' section with 'True' and 'False' buttons, an 'Explanation' text area, and an '+ Add Image' button. A vertical toolbar on the right contains an 'x' (delete), an up arrow, and a down arrow.

Annotations with arrows pointing to the interface elements:

- Delete this question**: Points to the 'x' icon in the top right corner of the editor.
- Enter a question**: Points to the text input field at the top of the editor.
- Select the correct answer (it will turn green)**: Points to the 'True' button in the 'Correct Answer' section.
- Move a question up or down to reorder the quiz**: Points to the up and down arrow icons in the right-hand toolbar.
- (Optional: Add an image to the question)**: Points to the '+ Add Image' button at the bottom left of the editor.
- (Optional: Add an Explanation of the correct answer. This will display with immediate feedback.)**: Points to the 'Explanation' text area.

Select



to add a Short Answer question to your quiz.

Optional:  
Add or Delete answer  
choices. If you decide to add  
correct answers Students  
must enter one of the exact  
terms you added. (This is not  
case sensitive.)

Enter a question.

Optional:  
Add an image to the  
question.

Optional:  
Add an Explanation of the correct  
answer. This will display with  
immediate feedback.

Select

Manage Quizzes



My Quizzes

socrative  
ROOM: e3dc9ad9  
Select Quiz

Dashboard No Activity

Recent All

Select a Quiz

African Geography

Duplicate Delete Download Edit

Select "Recent" to just see your five most recent quizzes. Select "All" to see everything!

Make a copy of this quiz.

Permanently delete this quiz.

Download a printable PDF of this quiz.

Edit this quiz.



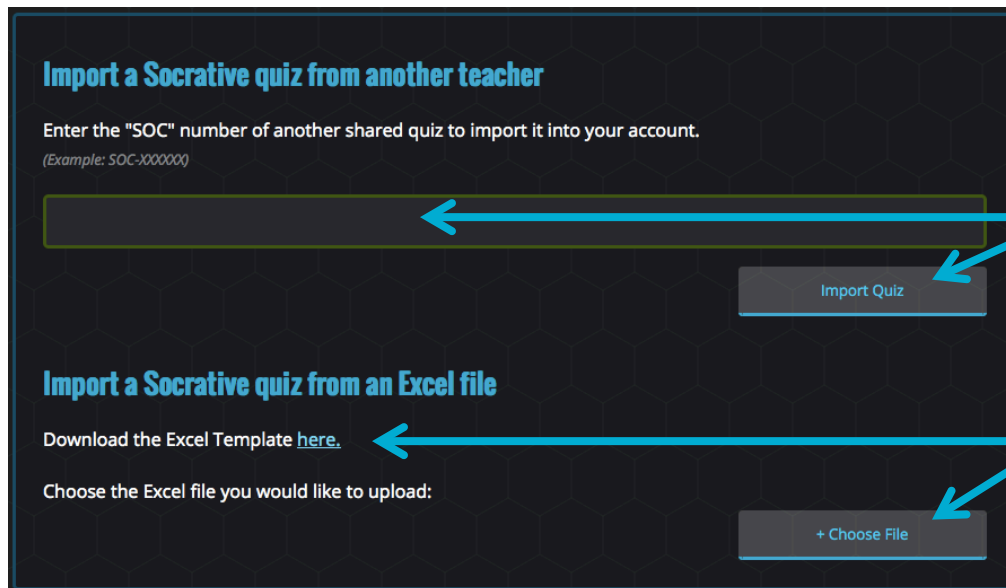
Select

Manage Quizzes



Import Quiz

Import a Quiz from a colleague or a member of your Personal Learning Network.



**Import a Socrative quiz from another teacher**

Enter the "SOC" number of another shared quiz to import it into your account.  
*(Example: SOC-XXXXXX)*

Import Quiz

**Import a Socrative quiz from an Excel file**

Download the Excel Template [here](#).

Choose the Excel file you would like to upload:

+ Choose File

1. Enter the SOC code into the box
2. Select "Import Quiz"
3. Instantly available in your "My Quizzes" list

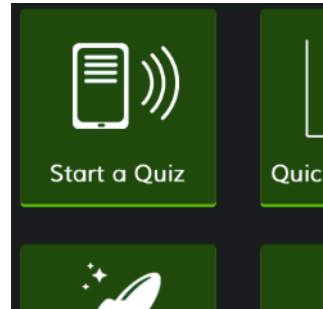
1. Download and complete the Excel template
2. Select "Choose File"
3. Locate the excel file on your computer
4. Instantly available in your "My Quizzes" list

All Imported quizzes can be edited once you've imported them to your room.

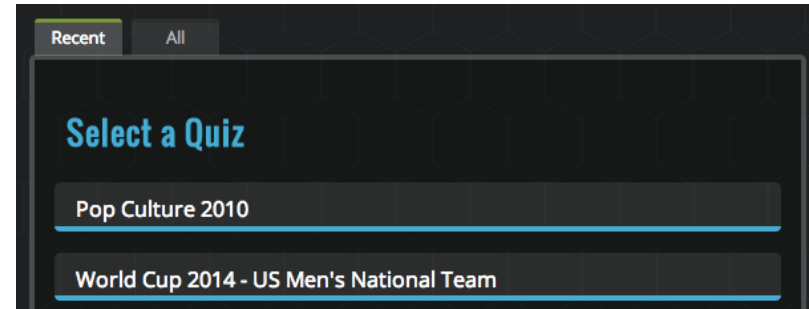
# Run Quizzes & Reports

# Start a Quiz

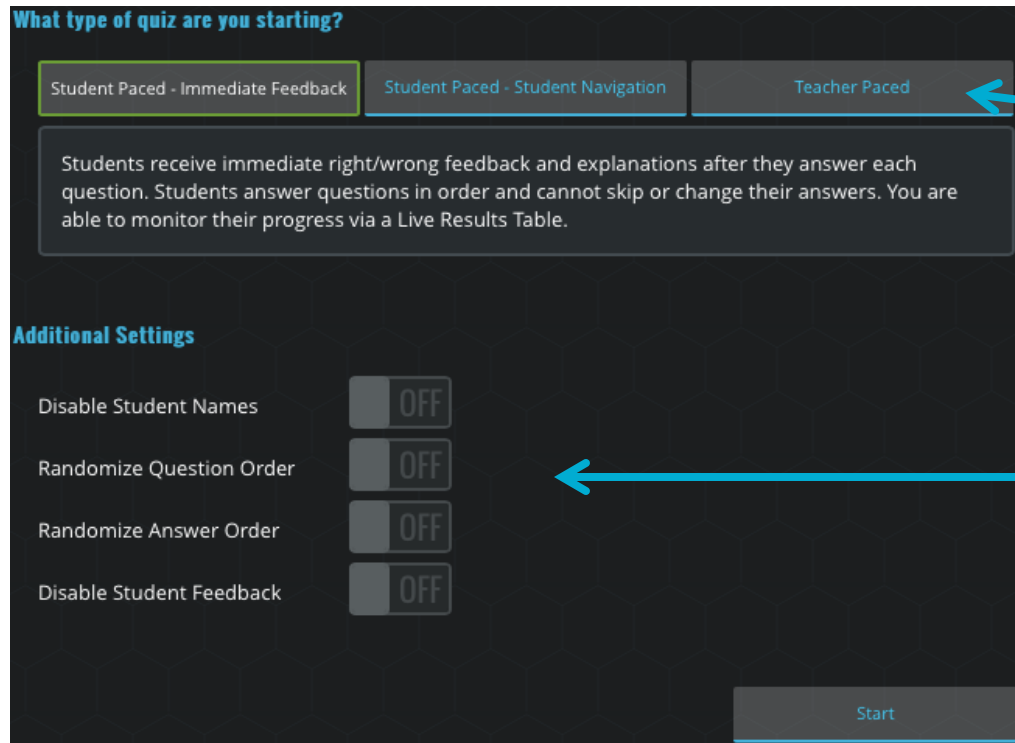
\*Note – Socrative currently only supports up to 50 students in a room at one time.



1. From your dashboard, select “Start a Quiz”



2. Select your Quiz



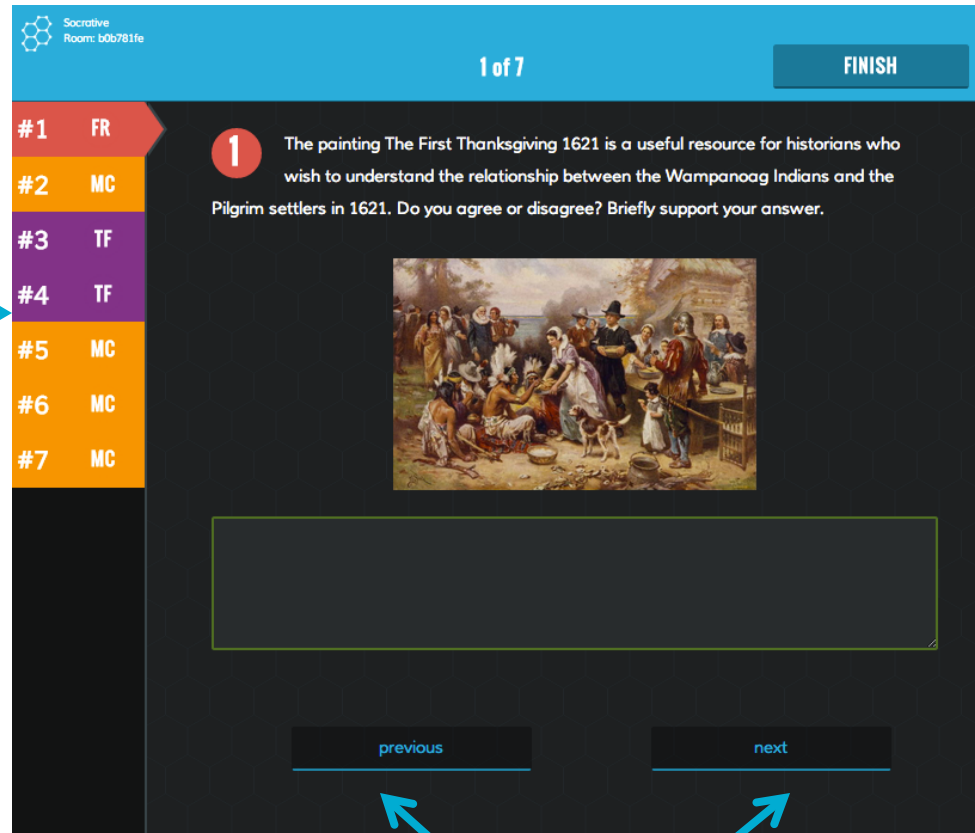
3. Choose Quiz Type:

- Student Paced – Immediate Feedback
- Student Paced – Student Navigation
- Teacher Paced

(Learn more about each option by reading the description beneath the setting.)

4. (Optional) Choose Additional Settings:

- Disable Student Names (Responses are anonymous)
- Randomize Question Order (Questions appear in a random order for each student)
- Disable Student Feedback (Students will not know if they got the question right or wrong during the quiz.)



Socrative  
Room: b0b781fe

1 of 7

FINISH

#1 FR

#2 MC

#3 TF


#4 TF

#5 MC

#6 MC

#7 MC

1 The painting The First Thanksgiving 1621 is a useful resource for historians who wish to understand the relationship between the Wampanoag Indians and the Pilgrim settlers in 1621. Do you agree or disagree? Briefly support your answer.



previous next

Students can navigate to any question at anytime. Answer, skip, review or edit, it's their choice!

Students select "Finish" to submit the entire activity to the teacher.

Students can navigate through the quiz one question at a time. Go forwards or backwards.

# Student Paced Quiz - What You See

Click a question to see the results for that specific question.

Student names and current progress

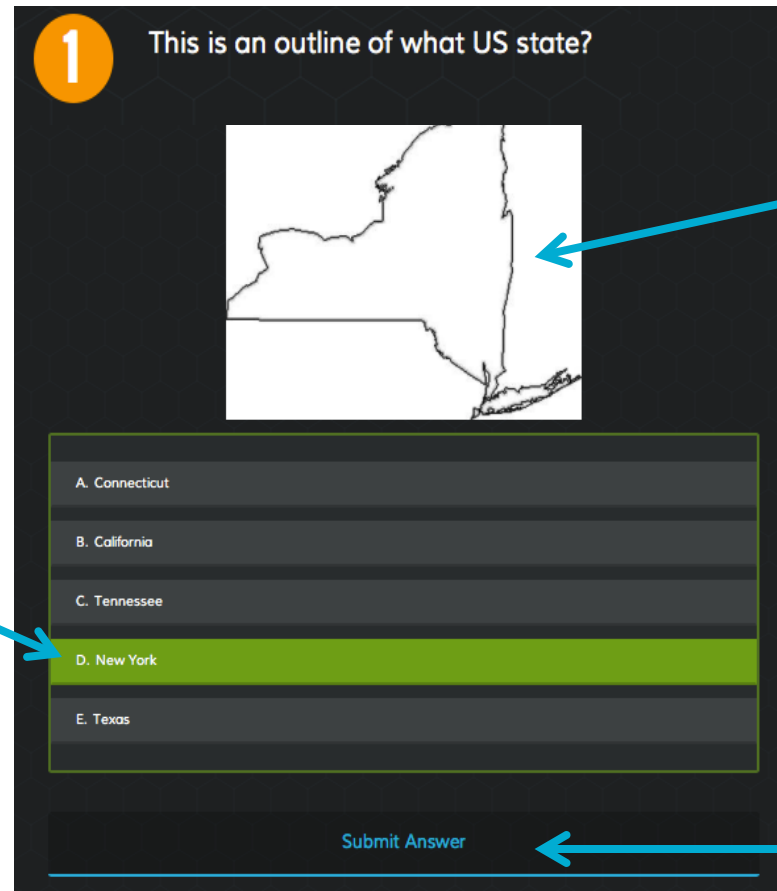
Class % scores

		Solar System Quiz - 9/22/13							FINISH
STUDENT		#1	#2	#3	#4	#5	#6	#7	
Obi W.	70%	True	C	B	ANSWERED	False	True	ANSWERED	
Nelson M.	80%	False	A	C	ANSWERED	True	False	ANSWERED	
Mike W.	100%	True	A	B	ANSWERED	True	True	ANSWERED	
Harry P.	50%	True		C		True	True	ANSWERED	
Ernest H.	60%	False	B	A	ANSWERED		False		
Chris M.	90%	True	A	C	ANSWERED	True	True	ANSWERED	
Salvadore D.	90%	True	B	D		False	True	ANSWERED	
Artemesia G.	100%	False	A	D	ANSWERED	True	False	ANSWERED	
Benjamin B.	70%	True			ANSWERED		True	ANSWERED	
Ron W.	80%	False	A	C	ANSWERED	True	False	ANSWERED	
Hermione G.	100%	True	C	D	ANSWERED	True	False	ANSWERED	
Vincent V.	50%	True	A	C	ANSWERED	True	True		
Ludwig L.	60%	False	A		ANSWERED		False	ANSWERED	
Wolfgang M.	90%	True	A	C		True		ANSWERED	
Joe S.	90%	False		A	ANSWERED	False	True		
Helter S.	80%	True		C	ANSWERED	True	False	ANSWERED	
Joe S.	40%	False			ANSWERED		True	ANSWERED	
Albert E.	100%	True	A	A	ANSWERED	True	False	ANSWERED	
Class Totals		61%	77%	43%	0%	79%	53%	0%	

Select "Finish" to End the Activity and be prompted for your report

\* Results will constantly refresh as students navigate through the quiz!

Students will see the question with answer choices below:



1 This is an outline of what US state?

A. Connecticut

B. California

C. Tennessee

D. New York

E. Texas

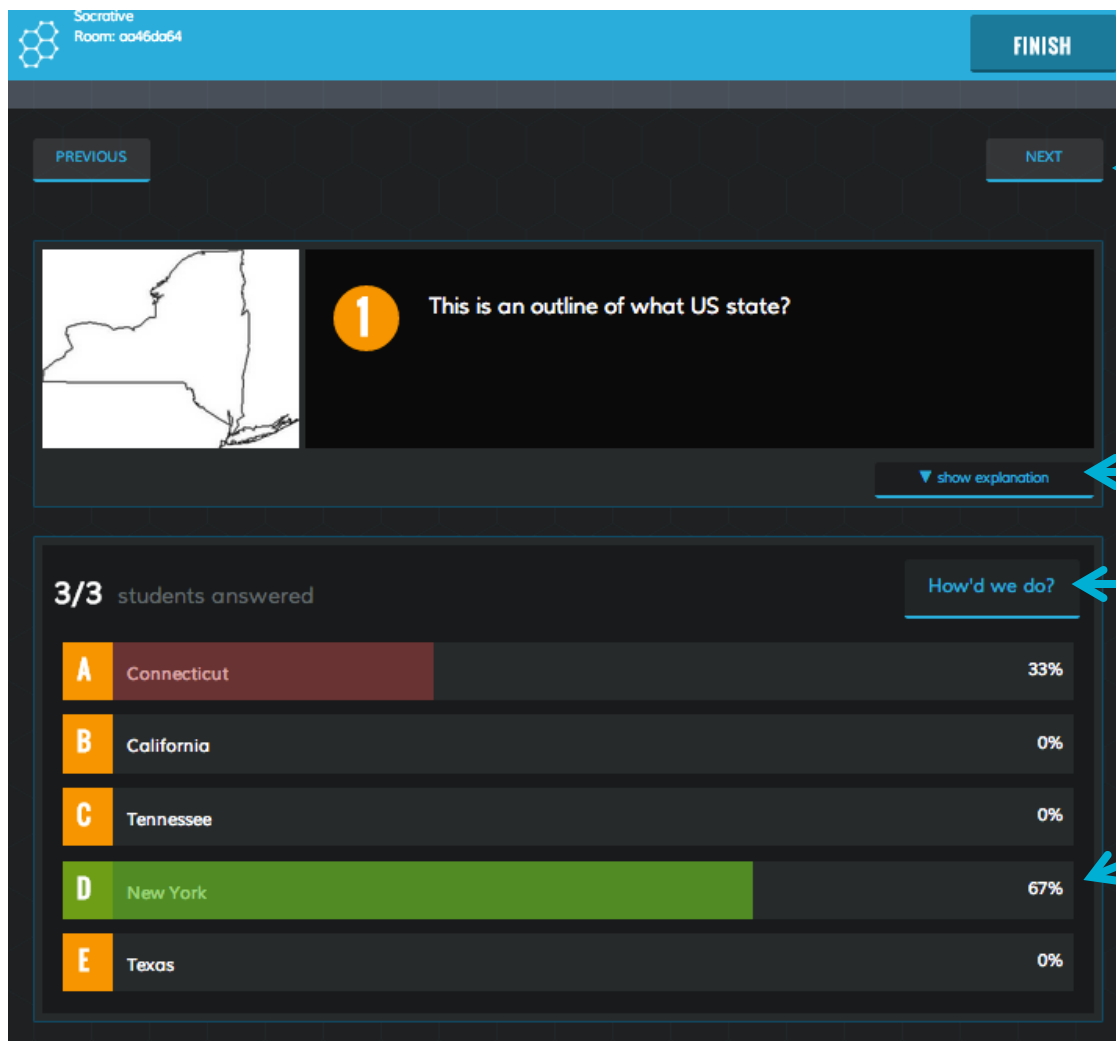
Submit Answer

(The image you uploaded when you created the quiz)

When a student selects an answer choice it will turn green

Students select "Submit Answer" to send their choice to the teacher. Students will then see the "Waiting for Teacher" screen.

Your screen will show the current question that your students are responding to:



The screenshot displays the Socrative teacher interface. At the top, it shows the Socrative logo and the room ID 'Room: aa46da64'. A 'FINISH' button is in the top right. Below the header, there are 'PREVIOUS' and 'NEXT' buttons. The main content area features a question: '1 This is an outline of what US state?' with a map of Connecticut on the left. A 'show explanation' button is located below the question. At the bottom, there is a 'How'd we do?' button and a table showing student response data for 3/3 students.

Answer Choice	Percentage
A Connecticut	33%
B California	0%
C Tennessee	0%
D New York	67%
E Texas	0%

Select "Previous" or "Next" to send the class a different question

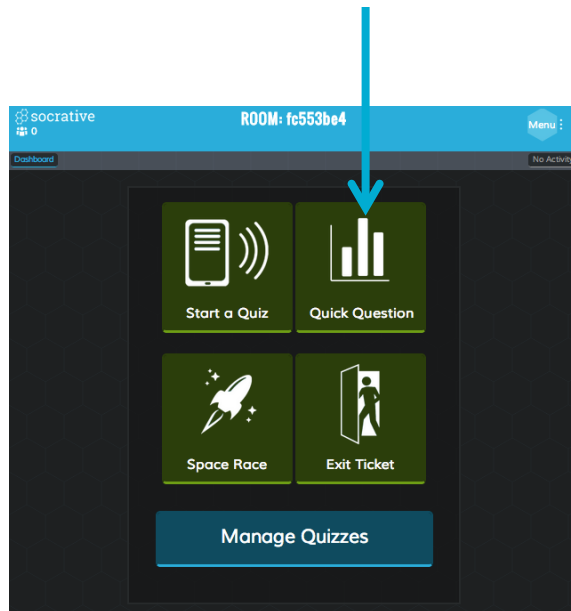
Show/hide your pre-written question explanation

Select "How'd we do" to show/hide student data

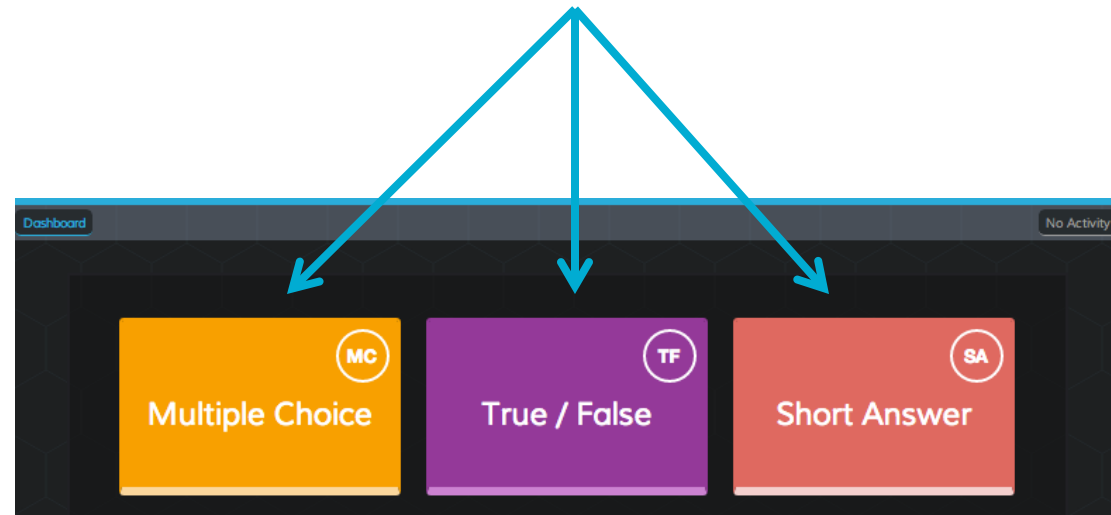
The correct answer will be highlighted Green. Each answer will show % of students who selected that answer choice

Send a Quick Question in just 2 clicks!

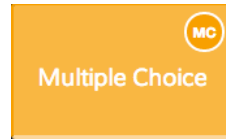
1. Select "Quick Question" from your Teacher Dashboard.



2. Select the question type that you want to send to your students

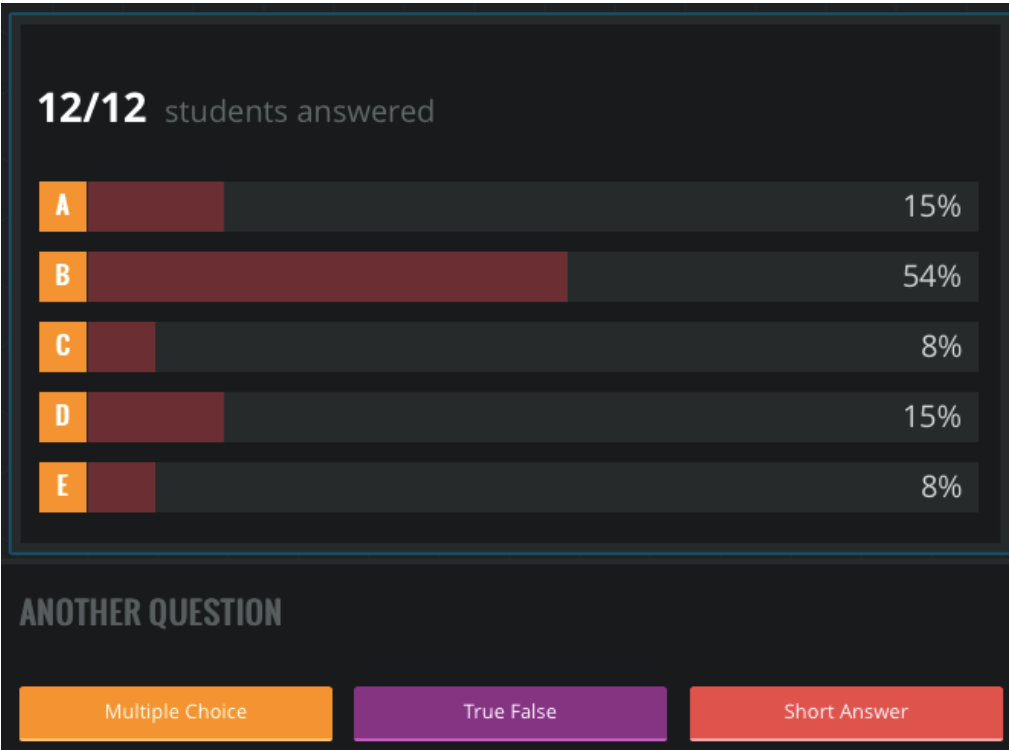






Teacher View  
Instant Results

Student View  
Select your Answer Choice  
then select "Submit Answer"



A.

B.

C.

D.

E.

Submit Answer

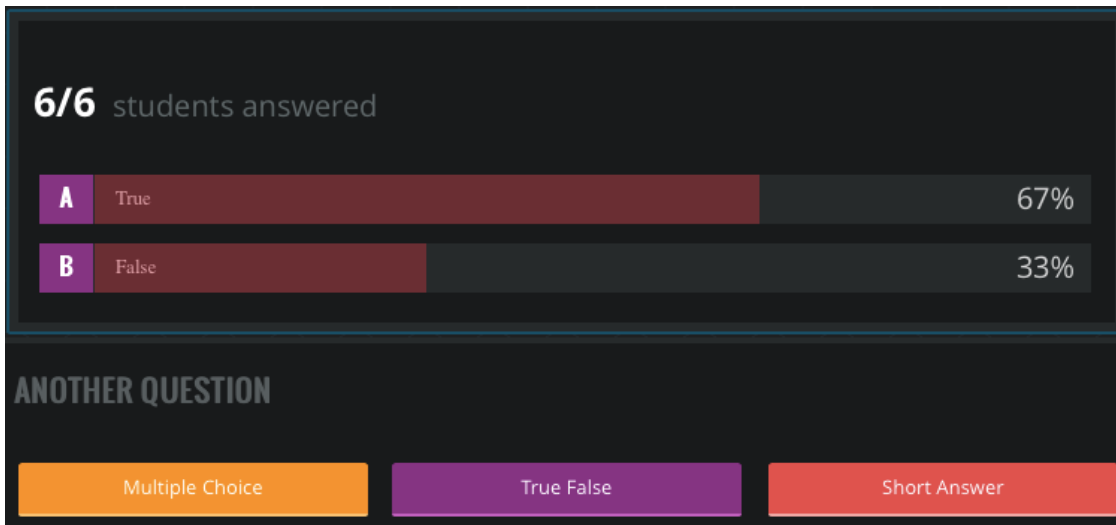


Select to send another Quick Question

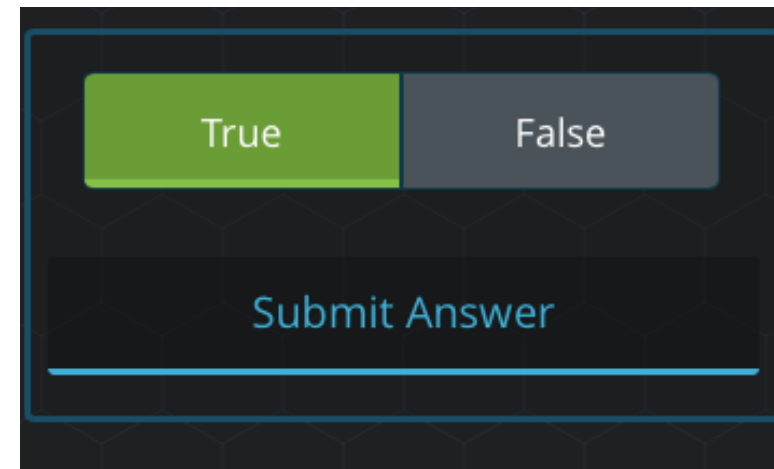


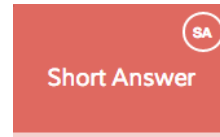
Teacher View  
Instant Results

Student View  
Select your Answer Choice  
then select “Submit Answer”



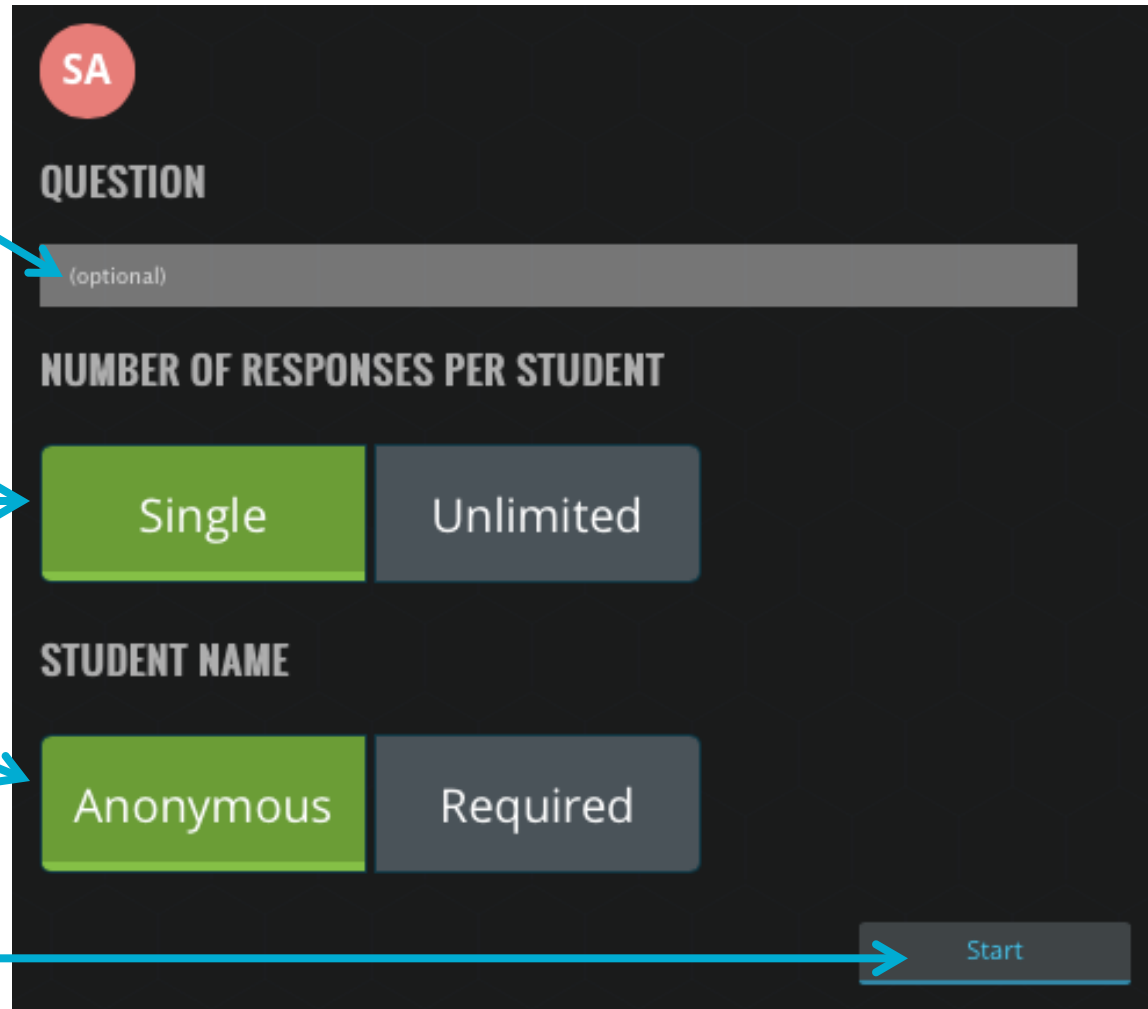
Select to send another Quick Question





## Teacher View Short Answer Set-up

(Optional – Type a Question to be displayed for you and students)

A dark-themed interface for setting up a Short Answer question. It features a red "SA" icon at the top left. Below it is a "QUESTION" section with a grey input field containing the text "(optional)". The next section is "NUMBER OF RESPONSES PER STUDENT" with two buttons: "Single" (highlighted in green) and "Unlimited" (grey). The "STUDENT NAME" section has two buttons: "Anonymous" (highlighted in green) and "Required" (grey). At the bottom right is a "Start" button (grey).

QUESTION

(optional)

NUMBER OF RESPONSES PER STUDENT

Single Unlimited

STUDENT NAME

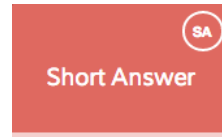
Anonymous Required

Start

Select how many responses students can enter

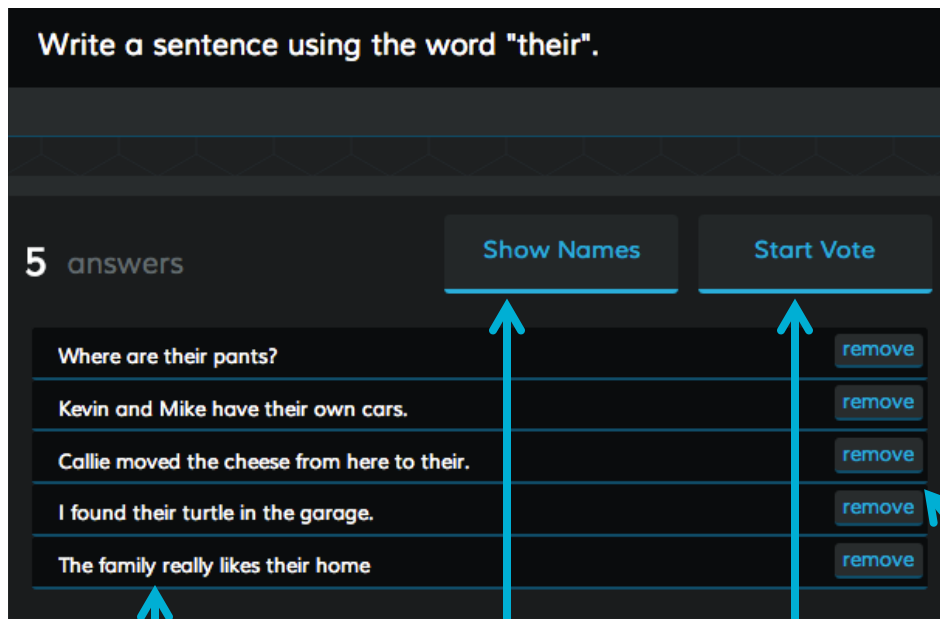
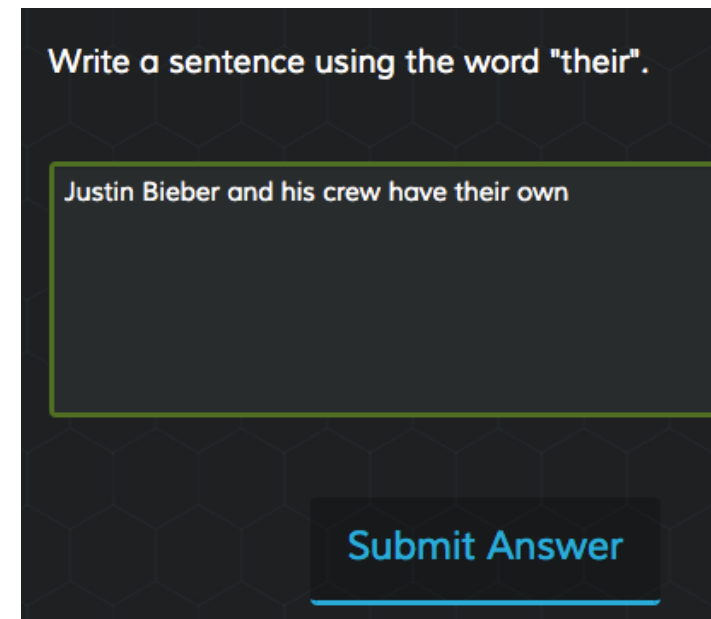
Select if you want to require students to submit their name (student answers will always display anonymously to first)

Select "Start"



Teacher View  
Instant Results

Student View  
Type in your Answer then select  
“Submit Answer”

A screenshot of the Socrative Teacher View interface. At the top, it says 'Write a sentence using the word "their".' Below that is a list of 5 student answers. Each answer has a 'remove' button to its right. At the top of the list are two buttons: 'Show Names' and 'Start Vote'. Blue arrows point from the labels below to these buttons and the list of answers.A screenshot of the Socrative Student View interface. It shows the same question: 'Write a sentence using the word "their".' Below the question is a text input field containing the answer 'Justin Bieber and his crew have their own'. At the bottom right of the input field is a 'Submit Answer' button. A blue arrow points from the 'remove' button in the Teacher View screenshot to this 'Submit Answer' button.

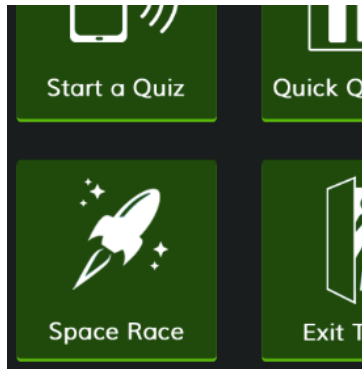
See Student  
Answers

Show/hide  
Student Names

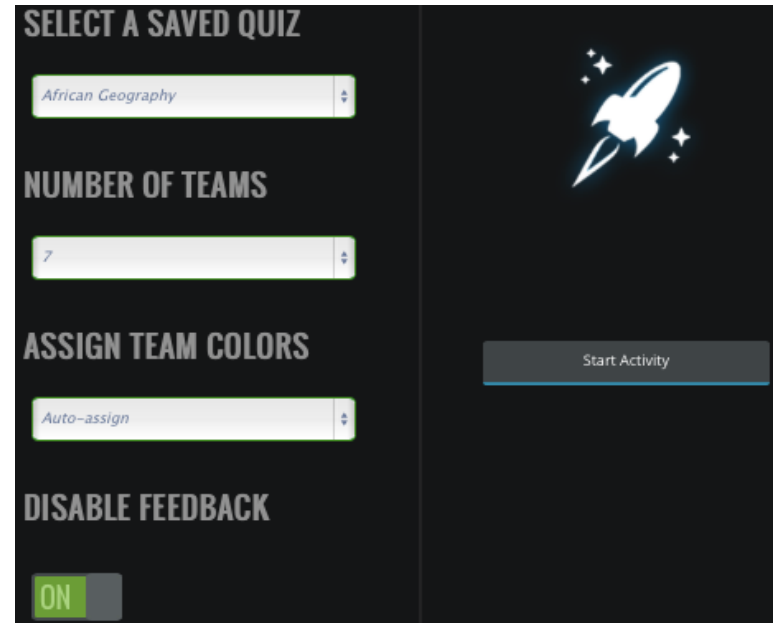
Have students vote  
on the responses

Permanently Remove a  
Student Answer

1. From your dashboard, select “Space Race”

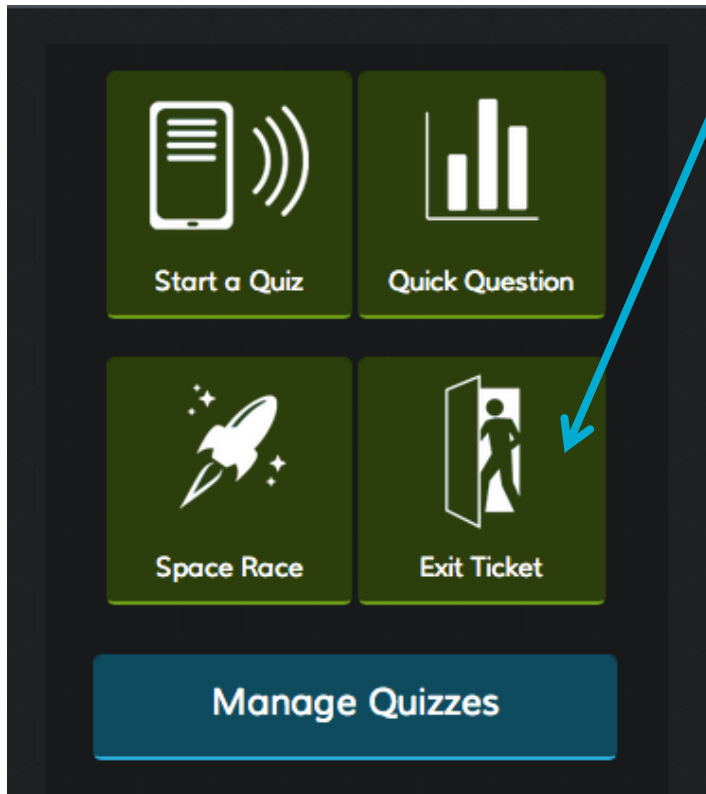


2. Choose a Quiz, Number of Teams, Assign Team Colors and Disable or Enable Immediate Feedback, then “Start Activity”.



3. Watch the Rockets race as students work in teams to answer questions!

4. You'll be prompted about a report after the activity is completed



1. Select “Exit Ticket” from your Teacher Dashboard
2. Students will be sent the pre-set 3 question formative assessment

Enter Last Name, First Name (pop-up box)

1. How well did you understand today’s material?  
A. Totally got it.  
B. Pretty well.  
C. Not very well.  
D. Not at all.
2. What did you learn in today’s class?  
(Opportunity for students to put in their own words the main takeaways from class. Your opportunity to make sure they recognized all your learning objectives.)
3. Please answer the teacher’s question.  
(Opportunity for you to ask any question that’s relevant in the moment)

3. You’ll be prompted about a report after the activity is completed

1. Decide how you would like to receive your reports (Choose one from the available methods)

Download the selected reports

Have the selected reports sent directly to your Google Drive

End activity but return to the live results data view (The report will still be in "My Reports")

Send the selected reports to your email

**How would you like your report(s)?**

E-mail   Download   Google Drive   View Chart   View later

**Which report(s) would you like?**

Whole Class Excel   NO

Individual Student(s) PDF   YES

Question Specific PDF   YES

Submit   Cancel

Don't instantly receive a report. (The report will still be in "My Reports")

2. Decide which type of reports you want (see Report Types on next page)

Press "Cancel" to return to the activity

Press "Submit" to execute

Whole Class Excel



Imaginary Numbers							
Monday, September 30 14:22 PM							
Room: socrative14 (benny@socrative.com)							
Student Names	Total Score (0-100)	Number of correct answers	Simplify: $(1 + i)(2 - 3i)$	Simplify: $i^{59}$	What is the area of a rectangular room with a length of $5 - 3i$ and a width of $2i$ ?	Simplify: $8/2 + 2i$	What would you like more help with?
Hansot, Tyler	50	2	2 - i	(-i)	10 + i	4 + 2i	nothing
Washington, Callie	25	1	2 - i	-1	10 + i	4 + 2i	multiplying
Tyne, Jennifer	75	3	5 - i	(-i)	10 + i	4 + 2i	big numbers
Blanco, Jose	100	4	5 - i	(-i)	6 + 10i	4 + 2i	I'm all good
Doucette, William	50	2	2 + i	(-i)	6 + 10i	10i	simplifying
Merkes, Samantha	100	4	5 - i	(-i)	6 + 10i	4 + 2i	adding i numbers
Jones, Mia	75	3	2 - i	(-i)	6 + 10i	4 + 2i	word problems
Ortiz, Alex	75	3	5 - i	(-i)	5 - 6i^2	4 + 2i	multiplication
<b>Class Scoring</b>	<b>69%</b>	<b>2.75</b>	<b>50%</b>	<b>88%</b>	<b>50%</b>	<b>88%</b>	<b>0%</b>

Overall Score

Graded responses and class score per question

Short Answer Responses



Individual Student(s) PDF

YES



Name: Alex

Quiz name: 6th Grade Grammar Quiz

Date: 6/16/2014

Score: 71%

1. Write a sentence using a dependent clause:

When I play soccer, I feel happy.

2. Which word is the antonym of hygienic?



(A) Disinfected

(B) Polluted

(C) Sanitized

3. Match this sentence with the correct description - "Dig a tunnel through the rock"

You will receive a graded quiz for every student! Perfect for emailing, or printing and handing back.

Question Specific PDF

YES



Quiz name: 6th Grade Grammar Quiz

Question with Most Correct Answers: #1

Question with Fewest Correct Answers: #3

Date: 6/19/2014

Total Questions: 16

1. Which word is the antonym of hygienic?

(A) Disinfected

6/7  (B) Polluted

(C) Sanitized

2. Write a sentence using a dependent clause:

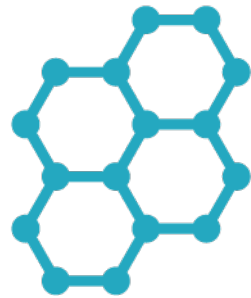
**Casey**

Aliens came down from the sky but they didn't hurt anyone.

**Kyle**

They love ice cream and choose the most

This report will include the data for every question in the quiz, including short answer!



socratic  
by Mastery**Connect**

Do you have feedback or questions? We want to hear!

Contact [support@socratic.com](mailto:support@socratic.com)