

Student Success Calendar

KINDERGARTEN – 5TH GRADE

A year's worth of ideas
to help your child
be successful this year
and beyond



Calendar for Student Success

KINDERGARTEN – 5TH GRADE



Dear Parent,

You are your child's first teacher, and reading with your child is a proven way to promote early literacy. Helping to make sure your child is reading on grade level by third grade is one of the most important things you can do to prepare him or her for the future. By reading with your child for 20 minutes per day and making a few simple strategies a part of your daily home routine, you can make a positive impact on your child's success in school.

We are happy to provide you with this calendar, which includes strategies and activities to help your child become a proficient reader and writer! Have fun engaging with your child and helping to develop their love of reading.

Jennifer Evans
Language Arts Consultant

St. Clair County RESA




Children spend 15% of their lives from age 5 to 16 in school and **85%** **with families**, parents, and communities.

Why read 20 minutes at home every day?



Student "A" reads:

- 🕒 20 min. per day
- = 3,600 min. per school year
- = 1,800,000 words per year
- ✓ Scores in the 90th percentile on standardized tests



Student "B" reads:

- 🕒 5 min. per day
- = 900 min. per school year
- = 282,000 words per year
- ✓ Scores in the 50th percentile on standardized tests



Student "C" reads:

- 🕒 1 min. per day
- = 180 min. per school year
- = 8,000 words per year
- ✓ Scores in the 10th percentile on standardized tests



If a student starts reading 20 minutes per night at home in kindergarten, by the end of 6th grade, Student A will have read for the equivalent of 60 school days, Student B will have read for 12 school days, and Student C will have read for 3 school days. This gap in reading experience and resulting vocabulary knowledge adds up over time.

Want to be a better reader? Just



"READ" is from the Rollins Center for Language and Literacy, 2017 (www.readrightfromthestart.org). Used with permission.

Reading Makes Everything Better

Reading is one way that children develop language and literacy skills. Children grow into strong readers when they are encouraged to:

- Participate in playing with sounds— rhyming, finger plays, etc.
- Identify and associate letters with their names and sounds
- Use reading-like behaviors
- Understand book concepts— title, author, front, back, etc
- Understand stories and books read to them
- Predict, retell, and make connections to stories



As you enjoy reading, writing, and telling stories with your family, remember to also try some activities

from our Read-At-Home-Plan, too (TinyURL.com/y3h8olkc).

Suggested reading lists:



Reading lists by grade level
bit.ly/333EccJ




Book list from the Library Association
bit.ly/2YGadUy



Summer reading book lists from Reading Rockets
bit.ly/2KqptQi

Reading Makes Everything Better

Reading is one way that children develop language and literacy skills. Read with your child following the READ Strategy:



bit.ly/READflyer

10 books we recommend this month

R Repeat the Book

- Repeat each book 3-5 times over the course of several days.
- For reads 1 and 2, talk about what's happening in the book.
- For reads 3 and 4, talk about how the characters feel and what they think about what's happening.
- For read 5, ask "Why" questions and let your child talk about the book.

E Engage and Enjoy

- Have fun.
- Use gestures, actions, and sounds.
- Use silly voices.
- Let your child make motions and sounds with you.

A Ask Questions

- Ask "Why" questions.
- Encourage your child to talk.
- Listen to what your child has to say.
- Even if your child can't talk yet, they can listen.

D Do More

- Make the book come alive.
- Create activities at home to go along with the book.
- Visit places and learn more about concepts in the book.
- Help your child make connections between the book and the activities.



Harry the Dirty Dog
by Gene Zion

Jamaica's Find
by Juanita Havill

Martina the Beautiful Cockroach
by Carmen Agra Deedy

Koala Lou
by Mem Fox

With Love, Little Red Hen
by Alma Flor Ada

Strega Nona
by Tomie dePaola

Bunny Cakes
by Rosemary Wells

Where the Wild Things Are
by Maurice Sendak




































The Tiger Rising
by Kate DiCamillo

Big Red Lollipop
by Rukhsana Khan

September


THIS MONTH'S FOCUS:

R E A D Strategy: Read together with your child

SUNDAY	MONDAY	TUESDAY	WEDNESDAY	THURSDAY	FRIDAY	SATURDAY
Make a reading fort from blankets and chairs and read. 	Share your favorite memory from your summer vacation. Tell why it's your favorite. 	Have your parents tell you the story of their favorite memory from your summer break. 	Watch READ video (youtu.be/WTMheEhQq_8) with your parents. Pick a book to read. 	Practice R in READ Strategy (bit.ly/READflyer) by rereading a book with your parents and talk about what is happening in the book. 	Read for 2 more minutes than you did yesterday. 	Find your favorite reading spot and read nightly. 
Practice R in READ Strategy (bit.ly/READflyer) by rereading a book with your parents and talk about how the characters feel. 	Pick a favorite book and reread it. 	Practice R in READ Strategy (bit.ly/READflyer) by rereading a book with your parents and asking "Why" questions as you talk about the book. 	Have your parents read you a story. 	Add your own text to a wordless story. Did you tell how the characters feel? 	Set a goal for how many minutes/pages you will read. Keep working to read more. 	Tell a friend what a character in your story might say. 
Invite a friend over to share your favorite story. Be sure to tell why it's your favorite. 	Talk with your parent about what you can do to stay focused when you are distracted. Make a plan. 	Practice your plan of staying focused when distracted. 	Reread a book to learn something new. What "Why" questions do you have? 	Pick a book to read and tell why you picked it. Reread it to learn something new. 	Share a detail from the setting of your story. What makes it a good detail? 	Read for 2 more minutes than you have been. 
Tell a story across your fingers. Give details about the characters. 	Practice the I-PICK Strategy (bit.ly/31CFIqZ) to find a good-fit book. Tell your purpose for reading your book. (see PIE chart bit.ly/2MVijYM) 	Practice the I-PICK Strategy (bit.ly/31CFIqZ) to find a good-fit book. Tell your purpose for reading your book. (see PIE chart bit.ly/2MVijYM) 	Practice the I-PICK Strategy (bit.ly/31CFIqZ) to find a good-fit book. Tell why you are interested in the book. Show your favorite page. 	Practice the I-PICK Strategy (bit.ly/31CFIqZ) to find a good-fit book. Tell why you are interested in the book. Show your favorite page. 	Practice the I-PICK Strategy (bit.ly/31CFIqZ) to find a good-fit book. Read some of it to see if you know most of the words. 	Practice the I-PICK Strategy (bit.ly/31CFIqZ) to find a good-fit book. Read some of it to see if you know most of the words. 
Continue to add minutes to your reading until you read at least 20 minutes each night. 	Practice the I-PICK Strategy (bit.ly/31CFIqZ) to find a good-fit book. Check your comprehension by telling what happened in the beginning, middle, and end of the story. 	Reread a story you have written. 	Practice the I-PICK Strategy (bit.ly/31CFIqZ) to find a good-fit book. Check your comprehension by telling what happened in the beginning, middle, and end of the story. 	Practice the I-PICK Strategy (bit.ly/31CFIqZ) to find a good-fit book. Check your comprehension by retelling what happened in the story. 	Share a story with a partner. Remember how partners share. 	Share a story you have written with a partner and listen for what they liked about your story. 

Reading Makes Everything Better

Reading is one way that children develop language and literacy skills. Help your child select “good-fit” books by using the I-PICK strategy.



bit.ly/31CF1qZ

10 books we recommend this month

Parent I-PICK

Follow the prompts below and talk with your child about their books to help them find good-fit books.

Y	You choose a book		My child brought home a book to share with me.	<input type="radio"/>	<input type="radio"/>	<input type="radio"/>
P	Purpose: Why do I want to read it?		I want to read this book because... (I love dogs, Sam said I would like it, I want to learn about lions, etc.) To Persuade, to Inform, or to Entertain	<input type="radio"/>	<input type="radio"/>	<input type="radio"/>
I	Interest: Does it interest me?		What are some parts in the story that interest you? Why does it interest you there? (Yes, this book interests me because... No, this book does not interest me because...)	<input type="radio"/>	<input type="radio"/>	<input type="radio"/>
C	Comprehend: Do I understand what I am reading?		Show me you understand what you're reading by Holding a Story in your Hand. (Stop after a page or two and see if you can retell what has happened, share your favorite part and why it's your favorite, or an important thing you have learned.)	<input type="radio"/>	<input type="radio"/>	<input type="radio"/>
K	Know: Do I know most of the words?		Do you know most of the words? Show me. (Use the five finger rule: read a page and put a finger down for every word you don't know. Too many fingers mean practice more with other books and then come back to try this one again later.)	<input type="radio"/>	<input type="radio"/>	<input type="radio"/>

Brown Bear, Brown Bear, What Do You See?

by Bill Martin, Jr.

In the Garden

by Annette Smith, Beverley Randell, and Jenny Giles

Just a Minute

by Yuyi Morales

It's Super Mouse!

by Phyllis Root.

Shortcut

by Donald Crews

It's Okay to Be Different

by Todd Parr

The Family Book

by Todd Parr

Carla's Big Splash

by Kimberly Beckley

The Kissing Hand

by Audrey Penn

Mommy's Khimar

by Jamilah Thompkins-Bigelow

October

THIS MONTH'S FOCUS:



Strategy: Picking out just right books

SUNDAY	MONDAY	TUESDAY	WEDNESDAY	THURSDAY	FRIDAY	SATURDAY
<p>Watch READ video (youtu.be/WTMheEhQq_8) with your parents. Read a story together.</p>	<p>Practice E in READ Strategy (bit.ly/READflyer) by using gestures, actions, and sounds.</p>	<p>When reading, try to catch your mistakes as you read and fix them.</p>	<p>Before reading, predict what the story will be about by looking at the cover, title, blurb, and a few pages.</p>	<p>Practice E in READ Strategy (bit.ly/READflyer) by using silly voices.</p>	<p>Use what you know about your characters to make predictions.</p>	<p>Decorate a home writing journal. Write in it every day.</p>
<p>Practice E in READ Strategy (bit.ly/READflyer) by sounding like a storyteller.</p>	<p>Find out what your characters like and don't like by watching what they do. Talk about what you notice.</p>	<p>After reading, talk about what you have learned about your character.</p>	<p>How have your characters changed?</p>	<p>Read your story so you sound like your character.</p>	<p>Talk about what you do when you get stuck on a word or you don't understand what you are reading.</p>	<p>Practice the I-PICK Strategy (bit.ly/31CF1qZ) to find a good-fit book.</p>
<p>For National Pizza Day, see how many pages you can read while eating a slice of pizza.</p>	<p>Practice the I-PICK Strategy (bit.ly/31CF1qZ) to find a good-fit book.</p>	<p>Reread one of your good-fit books to use as a mentor text for your own writing. What do you notice the characters did?</p>	<p>Family stories: Ask your parents to tell you stories about when they were little. Record some writing ideas for your own stories.</p>	<p>Use all you know about words to spell words correctly.</p>	<p>Write a letter to your parents. Remember to write neatly.</p>	<p>Practice reading a map with your parents for Map Reading Week.</p>
<p>Practice E in READ Strategy (bit.ly/READflyer) by making motions and sounds the characters might make.</p>	<p>Write a story for a friend. Remember to leave finger spaces between words and start all of your sentences with a capital letter.</p>	<p>Create a menu for dinner. Share with those who will be dining with you.</p>	<p>Reread your stories. Make sure you have correct ending punctuation (.,!)</p>	<p>Reread your story like a storyteller as you share it with your parent. Be sure to change your voice(s) to match your character(s).</p>	<p>Add new words to your writing journal. Keep adding them as you learn new words so you can use them in your writing.</p>	<p>Make a flip book of your favorite book character for Animation Day.</p>
<p>Cuddle up with a cat and read them a book for Cat Day.</p>	<p>Read a book with the voice of a vampire or the wicked witch of the west.</p>	<p>How many books have you read? Share the titles you would recommend with a friend.</p>	<p>Carve a pumpkin and read a book by candlelight.</p>	<p>Select a comic strip. Cut it apart. Mix up the pieces. Read the parts and put the comic strip back in order so it makes sense.</p>	<p>How many books did you pick this month that were good-fits? Explain how you know. Reread your favorite one.</p>	<p>Thank a teacher by writing a letter on World Teacher's Day.</p>

Reading Makes Everything Better

Reading is one way that children develop language and literacy skills. Children grow into strong readers when they make predictions.



[bit.ly/
PredictionsMonitoringForm](https://bit.ly/PredictionsMonitoringForm)



Predictions are made by combining what you notice in the book such as pictures or words and what you already know or your previous knowledge.



Start by looking at the cover and reading the title. Share your thinking about the book by saying,

- "I think _____ is going to happen because..."
- Or, "I think _____ will happen next because..."
- Or, "What do you think will happen next? Why do you think that is going to happen?"



It is important to monitor our predictions and check to see if our prediction was right or wrong. We will change our predictions as we read. This will help us understand the stories we read better.



We can also make predictions about informational text. Say,

- "I think I am going to learn about _____ because..."
- And, "I was right (or wrong), I did learn about _____, but I also learned _____."



10 books we recommend this month

The Wolf, the Duck, and the Mouse
by Mac Barnett.

Rosie Revere, Engineer
by Andrea Beaty

Song of the Wild: A First Book of Animals
by Nicola Davies

Du Iz Tak?
by Carson Ellis

Leave Me Alone!
by Vera Brosgol

Before She Was Harriet
by Lesa Cline-Ransome

The Journey
by Francesca Sanna

Malala's Magic Pencil
by Malala Yousafzai




































The Rooster Who Would Not Be Quiet!
by Carmen Agra Deedy

The Other Side
by J. Woodson

November




THIS MONTH'S FOCUS:
Prediction: Comprehension Strategy

SUNDAY	MONDAY	TUESDAY	WEDNESDAY	THURSDAY	FRIDAY	SATURDAY
Watch READ video (youtu.be/WTMheEhQq_8) with your parents. Read a story together. 	Practice A in READ Strategy (bit.ly/READflyer) by asking "Why" questions. 	When reading, try to catch your mistakes as you read and fix them. 	For National Family Literacy Day, celebrate by having family members share a favorite story. 	Practice A in READ Strategy (bit.ly/READflyer) talking with your parent. 	Read a nonfiction story. What do you predict you will learn about? 	Practice A in READ Strategy (bit.ly/READflyer) by asking "Why" questions. 
Practice the I-PICK Strategy (bit.ly/31CF1qZ) to find a good-fit book. 	Retell 3 things you learned about a nonfiction story. 	For Marine Corps Day, see how many push-ups you can do while reading a page. 	What text features (captions, pictures, titles, bold words) in a nonfiction book help you understand the story? Explain to your parent how they help you predict what you will learn. 	Talk about how you become an expert at something. 	Select a new word in your reading. Predict what you think it means. Share the new word you learned. What word will you learn about next? 	Before reading, predict what the story will be about by looking at the cover, title, blurb, and a few pages. Make sure you check to see if you were right or wrong. 
Practice A in READ Strategy (bit.ly/READflyer) by asking questions and talking about possible answers. 	Have some Monday Night Football reading fun by learning about the players on your favorite team. Predict if they will win the game. 	Read a nonfiction book with a buddy. 	Celebrate Walt Disney's birthday by reading about him or read a Disney book. 	Look at a nonfiction book and compare it with a storybook. How are they different? How are they alike? 	After reading a nonfiction book, retell what you learned to your parents. 	After reading a fiction book, what questions do you have? 
Make a picture in your mind as you read. Predict how the picture will change as you read. 	After making a picture in your mind as you read, explain to your parents how that helps you understand the book. 	Discuss how your thinking has changed after reading a nonfiction book. 	When reading, try to catch your mistakes as you read and fix them. Try using word parts that you know to help you. 	Celebrate National Cake Day by reading a recipe to make it, bake it, and eat the cake. Predict if your family will like it. Explain your predictions. 	Read an informational book with a friend. What did you learn? What did your friend learn? Did you learn the same thing or did you both notice different new info? 	After reading an informational book, tell what the main idea is. 
After reading a page or two of an informational book, pause and retell in your own words what you learned. 	Learn about a topic of your choice (like an animal, for example). Group together all the words that you have learned about the topic that go together. 	Learn 5 expert words about a topic. 	Study informational mentor texts (or other informational books) to get ideas for text features (captions, pictures, titles, etc.) to use in your writing. 	Read a story and share the beginning, middle, and end with a friend. Make predictions as you read through the story. Were your predictions right? Why or why not? 	Are you an expert. Write an informational story about something you know a lot about or share your experience. 	Share your story with a friend and ask, "What else can I add?" 


Reading Makes Everything Better

Speaking and listening are ways that children develop language and strong literacy skills. Children are better able to express themselves clearly and communicate with others when they are encouraged to:



Participate in conversations

Practice listening to themselves read to catch their mistakes and fix them



Talk about what they are reading

Understand that people communicate in a variety of ways

Listen attentively and avoid interrupting



Develop a larger vocabulary

Practice using fix-up strategies learned in school



Follow spoken directions

Fix-up strategies:



Magnifying Glass
bit.ly/MagGlass



Flippy Fish and Others
bit.ly/FlippyFish

10 books we recommend this month

All-of-a-Kind Family Hanukkah
by Emily Jenkins

Baby Monkey, Private Eye
by Brian Selznick and David Serlin

A Big Mooncake for Little Star
by Grace Lin

Blue
by Laura Vaccaro Seeger

Bowwow Powwow / Bagosenjige-niimi'idim
by Brenda J. Child

Drawn Together
by Minh Lê. Illus

Dreamers
by Yuyi Morales

Hello Lighthouse
by Sophie Blackall

I Walk with Vanessa: A Story about a Simple Act of Kindness
by Kerascoët

How the Grinch Stole Christmas
by Dr. Seuss

December



THIS MONTH'S FOCUS:
Fix-up Strategies: Comprehension

SUNDAY	MONDAY	TUESDAY	WEDNESDAY	THURSDAY	FRIDAY	SATURDAY
<p>Watch READ video (youtu.be/WTMheEhQq_8) with your parents. Read a story together.</p>	<p>Learn about the Jewish holiday of Hanukkah by reading about it.</p>	<p>Practice D in READ Strategy (bit.ly/READflyer) by doing more with the book. Learn something else about a concept in the book.</p>	<p>When reading, try to catch your mistakes as you read and fix them. What fix-up strategy did you use? How did it help you figure out the word?</p>	<p>Practice D in READ Strategy (bit.ly/READflyer) by doing more with the book. Visit a place mentioned in the book.</p>	<p>Practice D in READ Strategy (bit.ly/READflyer) by doing more. Trips to everyday places build vocabulary. Discuss what you are doing and seeing. What new words did you learn?</p>	<p>Practice D in READ Strategy (bit.ly/READflyer) by doing more with the book. Make connections with something that happened in the book.</p>
<p>For National Brownie day, read a recipe and make some brownies together. Did you have to reread any of the directions? How did you figure it out?</p>	<p>Before reading, predict what the story will be about by looking at the cover, title, blurb, and a few pages. Check to see if you were right or wrong. Has your prediction changed?</p>	<p>After reading an informational book, tell what the main idea is. Did you use any fix-up strategies?</p>	<p>After reading a page or two, tell what is the most important thing you've read about.</p>	<p>Read a story that has a problem, tell your parents what the problem in the story was and how they solved it.</p>	<p>Make a picture in your mind as you read. Draw it.</p>	<p>Practice the I-PICK Strategy (bit.ly/31CF1qZ) to find a good-fit book.</p>
<p>Practice D in READ Strategy (bit.ly/READflyer) by doing more with the book. Make connections with something that happened in the book and make the book come alive.</p>	<p>Tell a friend 3 things you are an expert at.</p>	<p>Choose one thing you are an expert at, and teach your parents about it. Did you have to fix-up any of your directions? Why? How did you make it better?</p>	<p>Learn 5 expert words about a topic.</p>	<p>For Bill of Rights Day, read and talk about the Bill of Rights with your parents. What rights are you most thankful for? What words did you use fix-up strategies for?</p>	<p>Write about something you are an expert in.</p>	<p>To celebrate family, create a family traditions book.</p>
<p>Learn about arctic animals at the North and South poles. What fix-up strategies did you use?</p>	<p>Take a train ride on the Polar Express! Read the book or watch the movie (or do both)! Discuss what happens.</p>	<p>Give the gift of time to your family and friends by doing something together and then telling the story about it.</p>	<p>Read about the first Christmas celebration.</p>	<p>Learn about holidays celebrated in other countries. What fix-up strategies did you use?</p>	<p>Tell a connection you have between two different holiday stories.</p>	<p>Make a gingerbread house together and tell a story about it or read a story about the gingerbread man.</p>
<p>Meet with a buddy and share stories you have written. Point out all of the transition words (then, and, because, also, etc.) you each have in your stories. How do these words make your story better?</p>	<p>Write a poem about your week. Will your poem be funny or serious? Share it.</p>	<p>After reading a page or two, tell what is the most important thing you've read about. What fix-up strategies did you use?</p>	<p>Choose a holiday. Determine what is important about the holiday.</p>	<p>Sip a warm cup of cocoa and read a holiday book. Remember to monitor your reading and use fix-up strategies.</p>	<p>Pick a story you have written to share. Practice reading it orally. Share it with your parents.</p>	<p>Celebrate a year of reading...how many books did you read?</p>

Reading Makes Everything Better

Learning in social studies will give young children the skills they need to be citizens in the community in which they live. Children learn as they observe the world around them and should be encouraged to observe and learn more about:

- Themselves
- Their families
- Special occasions/events
- Recent and past events
- Rules and consequences
- Occupations
- How people use money
- Taking care of their environment

Making connections

When something in a book makes you connect to something in your mind, you are making connections.

"In the text it says _____."
"This reminds me of _____."
"This helps me to understand the story because _____."



Text-to-Self Connection

"This reminds me of something I did or saw."



Text-to-Text Connection

"This reminds me of another book because _____."



Text-to-World Connection

"This reminds me of something that is happening in the world."

Questions to help your kids make connections

Text-to-Self Connections

- What are your feelings about what you read?
- How is the text like or not like your life? Explain.
- In what ways are you like any of the characters? Explain.
- Does the character or topic remind you of your friends or family?
- What character in the text would you like to be? Why?

Text-to-Text Connection

- How does the text remind you of other things you have read?
- Discuss other works from the same genre.
- Compare what you are reading to other works by the same author.
- Does the author's craft remind you of anything you have read before?

Text-to-World Connection

- What newspaper or magazine article does this text remind you of? Explain.
- Compare your text to a current or past event.
- Connect the text to something in your culture or the culture of someone else.
- Does the text make you think of a famous person, place or thing?



books we
recommend
this month

Frindle

by Andrew Clements

Alexander and the Terrible, Horrible, No Good, Very Bad Day

by Judith Viorst

Ira Sleeps Over

by Bernard Waber

You are Special

by Max Lucado

Those Shoes

by Maribeth Boelts

The Stray Dog

by Marc Simont

Thank You, Mr. Falker

by Patricia Polacco

More Than Anything Else

by Marie Bradby

The Relatives Came

by Cynthia Rylant

When Lightning Comes in a Jar

by Ernest L. Polacco

January



THIS MONTH'S FOCUS:
Making Connections: Comprehension Strategy

SUNDAY	MONDAY	TUESDAY	WEDNESDAY	THURSDAY	FRIDAY	SATURDAY
<p>Watch READ video (youtu.be/WTMheEhQq_8) with your parents. Read a story together. What connection can you make?</p>	<p>Practice R in READ Strategy (bit.ly/READflyer) by rereading a book with your parents and talk about what is happening in the book.</p>	<p>When reading, try to catch your mistakes as you read and fix them.</p>	<p>How many smaller words can you make from the word January? Can you make a connection to any of the words?</p>	<p>Practice R in READ Strategy (bit.ly/READflyer) by rereading a book with your parents and talk about how the characters feel. Have you ever felt that way?</p>	<p>Make a list of ways that you can help others. Choose at least one a month and do it.</p>	<p>Choose an object around the house and rename it just like in the book <i>Frindle</i> by Andrew Clements. Tell a story about why you named it what you did.</p>
<p>Learn five new words today and what they mean. Write the words and definitions in your journal.</p>	<p>Do a reader's theater with a group of friends. What connections can you make?</p>	<p>Select an informational piece of writing. Add more details (numbers, definitions, examples, etc.) to make the writing better.</p>	<p>Read a story that has a lesson. What lesson does the story teach? What connection to the lesson can you make?</p>	<p>Organize your books alphabetically using the author's last name or the book title.</p>	<p>Read two stories in a series. How does the character change? What connections can you make to the character?</p>	<p>Take a trip to the library to pick out good-fit books to read this month.</p>
<p>Find a favorite recipe and help make it for dinner tonight.</p>	<p>Read a newspaper article with your parent. What connections can you make?</p>	<p>Share with your parents all you have learned this year so far. What connections can your parents make to what you are learning?</p>	<p>Write about a family member in your journal today. Think about what makes that person special.</p>	<p>For Popcorn Day, grab a bowl of your favorite popcorn and eat it while you read.</p>	<p>After reading a page or two, tell what is the most important thing you've read about.</p>	<p>Practice the I-PICK Strategy (bit.ly/31CFIqZ) to find a good-fit book.</p>
<p>Find a favorite family picture. Write a caption for it and share it with your family.</p>	<p>For Handwriting Day, use your best handwriting to write a note to someone you miss seeing. What connection is the person to you?</p>	<p>For Belly Laugh Day, find a book that makes you laugh out loud. Read a funny part to a friend. What does the funny part remind you of?</p>	<p>Think of a story you've read where the main character has to make a choice. Reread the story. How are you like that character?</p>	<p>Go for a walk. Pick a place you see on your walk as the setting for your next story. How would you describe it?</p>	<p>Write a poem about winter in your journal. Use your own outdoor observations as inspiration.</p>	<p>When you read a book about a topic, think about all the words related to it. Ex: If you read a book about a dog, you might say dog, puppies, toy, food, play, leash.</p>
<p>Imagine you are in a warm place. Where would you be? Write about your dream vacation in your journal.</p>	<p>Think of a problem that you have had. How did you solve it? Tell the story to a friend.</p>	<p>If there is snow on the ground, go outside and make a snowman. Come back inside and write down the steps to making the snowman in your journal.</p>	<p>Who is your favorite author? Write down five questions you would like to ask him/her?</p>	<p>Have a game night with your family and play games like <i>Apples to Apples</i> or <i>Scrabble</i>.</p>	<p>Enjoy a cozy fire and read. Make connections.</p>	<p>Make a reading fort from blankets and pillows. Be sure to include a flashlight! Tell a friend about your favorite book you read this month.</p>

Reading Makes Everything Better

Intellectual development is the way that children make sense of their world. Children are more likely to think in increasingly advanced ways when they are encouraged to:

- Observe
- Explore
- Manipulate
- Listen
- Make predictions
- Reflect
- Identify the characteristics of objects and events
- Classify items
- Experiment
- Make connections to past experiences
- Use different strategies to solve problems
- Ask questions



SEE

What do you see?



THINK

What does what I see make me think about?



WONDER

What do I wonder about?
What do I want to learn next?

10 books we recommend this month

Barbed Wire Baseball
by Marissa Moss

Lincoln's Grave Robbers
by Steve Sheinkin

Brown Girl Dreaming
by Jacqueline Woodson

If Sharks Disappeared
by Lily Williams

Martin Rising: Requiem for a King
by Andrea Davis Pinkney

Otis and Will Discover the Deep: The Record-Setting Dive of the Bathysphere
by Barb Rosenstock

Jabari Jumps
by Gaia Cornwall

Horrible Bear!
by Ame Dyckman

The Name Jar
by Yangsook Choi

Follow the Drinking Gourd
by Jeanette Winter

February



THIS MONTH'S FOCUS:
Questioning: Comprehension Strategy

SUNDAY	MONDAY	TUESDAY	WEDNESDAY	THURSDAY	FRIDAY	SATURDAY
<p>Watch READ video (youtu.be/WTMheEhQq_8) with your parents. Read a story together.</p>	<p>For Groundhog Day, find out if the groundhog saw his shadow. What does that mean? Explain what prediction means and how it helps us understand things.</p>	<p>Practice E in READ Strategy (bit.ly/READflyer) by using gestures, actions, and sounds. Why does this help you understand the story better?</p>	<p>When reading, try to catch your mistakes as you read and fix them.</p>	<p>Practice E in READ Strategy (bit.ly/READflyer) by using silly voices.</p>	<p>Alternate repeating the favorite lines of a poem, nursery rhyme, or book with your parent. Mimic your phrasing and expression. What questions do you have?</p>	<p>Practice E in READ Strategy (bit.ly/READflyer) by sounding like a storyteller. Does a storyteller sound the same when reading every story? Explain.</p>
<p>What is your favorite journal entry so far this year? What makes it your favorite? Tell what was special about that day.</p>	<p>Read a book and then watch the movie. Discuss how they are different and how they are alike. Why do you think the movie is so different?</p>	<p>Find out the story behind Valentine's Day. What questions do you have?</p>	<p>Make your own trivia game. Play it with your friends. What was your favorite question in the game?</p>	<p>How many words can you make out of the word "Valentine?"</p>	<p>Read the comic section of the newspaper with someone today. How are comics and graphic novels alike/different? What questions do you have?</p>	<p>Create a special card for someone you love today. Tell them why they are so special to you.</p>
<p>Go outside and observe the moon. Write about what it might be like to live there. What are you wondering about?</p>	<p>Book Swap! Swap a book with a friend. Be sure to share if you liked each other's pick and why.</p>	<p>Write a story telling the best thing to do on a snow day.</p>	<p>Think of a problem. How would you solve it? What questions did you have to answer in order to solve it?</p>	<p>Imagine you were President of the United States. What rules would you make? How would your new rules make our country better? What questions might people ask you?</p>	<p>Why is it important to give reasons or examples for your opinions? Talk about this with your parents.</p>	<p>Before reading, predict what the story will be about by looking at the cover, title, blurb, and a few pages. Check to see if you were right or wrong. Did your prediction change?</p>
<p>Practice the I-PICK Strategy (bit.ly/31CF1qZ) to find a good-fit book.</p>	<p>Select an author and read several books by that author. What do you notice? What questions do you have for the author?</p>	<p>Draw a picture that tells a story. Be sure to include details.</p>	<p>Take a picture of an event. Show a friend the picture and tell the story behind it. What questions did they have?</p>	<p>Learn about another culture other than your own. What wonderings do you have about the culture?</p>	<p>Celebrate Polar Bear day by learning about polar bears. What questions did you have that were answered as you read?</p>	<p>Write a poem that describes a friendship.</p>
<p>How many words can you make out of the word "snowman?"</p>	<p>Learn about your favorite president. What questions do you have about presidents?</p>	<p>Read a classic such as <i>The Ugly Duckling</i>. Talk about the moral of the story.</p>	<p>Read about John Glenn — the first American to orbit the Earth. What do you want to learn about next?</p>	<p>Read about someone who has made a change in our country. Why do you think he/she was able to make this change?</p>	<p>Find a new recipe from a different culture and make it. Why did you choose this recipe?</p>	<p>Share your favorite fairy tale with a family member or friend.</p>

Reading Makes Everything Better

Young children's understanding of science helps them to understand the world around them and how it works. Early learning in science can be encouraged by helping children learn to:

- Become interested and curious about their environment
- Question why things happen
- Build awareness of plant and animal life
- Understand the use of simple tools
- Describe environmental characteristics — seasons, weather, rocks, earth, etc.
- Visualize or see a picture in their head even where there aren't any pictures



Visualize



I create a picture in my mind. I use all of my senses to connect to the characters, events, and ideas to help myself understand what I am reading.

"In my mind I see..."

"I can smell, hear or taste..."

"I can picture..."

10 books we recommend this month

Dreams

by Ezra Jack Keats

Come On, Rain!

by Karen Hesse

Stuck

by Oliver Jeffers

Cloudy With a Chance of Meatballs

by Judi Barrett

Quiet Please, Owen McPhee!

by Trudy Ludwig

Learning to Ski with Mr. Magee

by Chris Van Dusen

The Giant Jumpree

by Julia Donaldson

My Father's Dragon

by Ruth Stiles Gannett

Mercy Watson: Princell in Disguise

by Kate DiCamillo




































James and the Giant Peach

by Roald Dahl

March



THIS MONTH'S FOCUS:
Visualizing: Comprehension Strategy

SUNDAY	MONDAY	TUESDAY	WEDNESDAY	THURSDAY	FRIDAY	SATURDAY
Watch READ video (youtu.be/WTMheEhQq_8) with your parents. Read a story together. 	For Read Across America Day, read your favorite books. Practice visualizing or seeing a picture in your head of what is happening as you read. 	Practice A in READ Strategy (bit.ly/READflyer) by asking "why" questions. 	When reading, try to catch your mistakes as you read and fix them. 	After you read a few pages, ask "What do you think will happen next?" Can you picture it? 	Read a book with the voice of a leprechaun or with an Irish accent. Visualize the actions he or she would be making. 	Take a trip to the library to pick out good-fit books for the month. 
To celebrate National Meatball Day, find a meatball recipe and help make them for dinner. Take a picture of your dinner and add it to the recipe. 	Create a sequence story. Use sequence transition words: first, second, and third, or before, next and after. (For example how to catch a leprechaun). 	To celebrate Women's History Month, learn about a famous woman. Visualize what she looks like. Compare that with a real picture. How close are you? 	To celebrate Music in our Schools Month, listen to your favorite music. 	Read a good mystery story. Visualize the story in your head as you read. 	Learn about Alexander Graham Bell as he made the first phone call in March. Picture what the first phone might look like. 	To celebrate Albert Einstein's birthday, do a math or science activity (Pi Day). 
Practice A in READ Strategy (bit.ly/READflyer) by asking "why" questions. 	It's Hiccup Day! Do some research to find out why hiccups occur. How do you stop them? 	On St. Patrick's Day it's time to celebrate all things Irish. Learn about the celebration. Draw a picture of what you think the celebration looks like? 	Design a new book cover for your favorite book. On the inside write a book review about why it's your favorite. 	Read about a famous inventor. What do you think his or her invention looks like? Draw it. Look up the real invention. Were you close? 	Become an author and write your own story to share at the Young Authors Conference at RESA. 	Practice the I-PICK Strategy (bit.ly/31CFIqZ) to find a good-fit book. 
Find a Caldecott book winner to read to celebrate Ralph Caldecott's birthday. 	For National Puppy Day, cuddle up with a dog and read. Picture how different puppies look as you read about them. 	Read a folk tale. Can you picture what is going on? 	Eat at a restaurant and write a review. 	Find a fun dessert recipe. Follow the directions and make the dessert for your family. 	Create your own invention. Describe it. 	Go outside and look for signs of spring. Write a reflection in your journal about changes that occur during spring. 
Use what you know about your characters to make predictions. Make sure you check to see if you were right or wrong. Now, how has your prediction changed? 	Go to the movies and write a review of the movie. Is your reader able to see the movie in their head as they read your review? 	Read a fable. Can you picture what is going on? 	Create a book commercial after reading a book. 	Write a letter to your parent sharing your opinion about something. Be sure to include your reasons why. 	Come up with as many idioms as you can. (e.g., "It's raining cats and dogs.") Choose one to visualize and draw what you see. 	How many types of transportation have you used? (walk, car, bus, train, airplane, boat, etc.) Choose one to look up and learn about today. 

Reading Makes Everything Better

Reading is one way that children develop language and literacy skills. Children grow into strong readers when they are encouraged to:

- Discuss what they read
- Think about why the author does things a certain way
- Think about what the text says
- Think about what the text means
- Think about what the text means to them
- Talk about what they have learned
- Think about the order things happen in the story
- Monitor their reading and ask if it makes sense
- Ask questions as they read
- Retell what they read
- Summarize what they read

Partner 1	Partner 2
1. Show your partner your book and tell them the title.	1. Listen to your partner tell you the title of their book. Ask them why they picked the book.
2. Hold your story in your hand by retelling it using the strategy listed above.	2. Listen to your partner tell about their story. As they share each step, check it out.
3. If you missed anything, add it.	3. Ask questions if your partner misses anything or if you don't understand something.
4. Tell your partner how using this strategy helped you improve your reading (I learned...)	4. Tell your partner what they did well and what they could work on next.
5. Switch roles—become the listener.	5. Switch roles—begin sharing.



10 book series we recommend this month

Hamster Holmes series
by Albin Sader

Pedro series
by Fran Manushkin

Young Cam Jansen series
by David A. Adler

King & Kayla series
by Dori Hillestad Butler

Nate the Great series
by Marjorie Weinman Sharmat

Milo and Jazz Mysteries series
by Lewis B. Montgomery

Cam Jansen series
by David A. Adler

Jigsaw Jones series
by James Preller




































The Precious Ramotswe series
by Alexander McCall Smith

Museum Mysteries series
by Steve Brezenoff

April



THIS MONTH'S FOCUS:
Retelling / Summarizing: Comprehension Strategy

SUNDAY	MONDAY	TUESDAY	WEDNESDAY	THURSDAY	FRIDAY	SATURDAY
It's April Fool's Day! Do some research and learn about some good April Fool's jokes. 	Practice D in READ Strategy (bit.ly/READflyer) by doing more with the book. Learn something else about a concept in the book. 	When reading, try to catch your mistakes as you read and fix them. 	Make a book of your own and attend the Young Authors Conference at RESA. 	Practice D in READ Strategy (bit.ly/READflyer) by doing more with the book. Visit a place mentioned in the book. Summarize what you would learn there. 	Write a sentence. Change the punctuation around. Now write it again, pausing in the new areas. (I want to eat, mom. Or I want to eat mom.) 	Practice D in READ Strategy (bit.ly/READflyer) by doing more with the book. Make connections with something that happened in the book. 
Look up the word canopy. Can you make one out of a sheet? What a great place to read today. 	Ask a family member about their favorite book and read it together. Retell what happens in the book. 	Go on a treasure hunt for text features (pictures, captions, bold words, table of contents, index, etc.). How many can you find? 	Look at a family photo album. Select one picture and tell/write a story about it. Share your story with a friend. Can they retell your story? 	For Sibling Day, write about one of your siblings. If you are an only child, tell about the perfect sibling. 	Find out what types of plants grow best in your area. Retell what you learned to your parents. 	Make connections to your life. You could say, "Is there anything in the story that reminds me of something? The boy who went to the zoo with his family reminds me of when we went to the zoo." 
Practice the I-PICK Strategy (bit.ly/31CF1qZ) to find a good-fit book. 	Pick two storybook characters and tell what would happen if they met. For example, Jack and the Bean Stalk and Alice in Wonderland or Captain Hook and Ariel, etc. 	Think about something you want. Find good reasons why you should get it. Share your opinion with your parents. 	In your journal, write as many words as you can that rhyme with "power". What do you notice? 	Retell 3 things you learned about a nonfiction story. 	Act out a story you are reading this week. How did acting it out help you retell what happens in the story? 	Create a story with some friends. Do you all retell in the same way? 
Read a magazine article. What genre is it? What happened? 	Select one fruit and one vegetable the next time you visit the grocery store. Compare and contrast them. How are they alike? How are they different? 	Learn about 5 different flowers and plants. Draw and label them in your journal. 	Pick an object (chair, book, piece of gum, etc.). Tell a story from that object's point of view. Retell the story from another character's point of view. 	Tell about a problem a character in one of your stories had to solve. Would you have solved it the same way? Why or why not? 	Look at some pictures. What do you think is the "GIST" or big idea of one of the pictures? 	For National Poetry Writing Month, write several poems. Share your favorite one. 
Make up a song about spring. Can you increase your fluency and sing it again and again? 	Tell about how a character in one of your books has changed. How have you changed this year? 	Write a poem using the letters in your name. How does the poem describe you? 	Play a board game with task cards. Retell what happened in the game. 	Ask your librarian or teacher to recommend a book for you. Read it. Retell it. 	Are nursery rhymes about plants? Explain. 	Grab a blanket and go outside and read under a tree today. 

Reading Makes Everything Better

Reading is one way that children develop language and literacy skills. Children grow into strong readers when they are encouraged to work on their fluency.

- Practice reading in different voices
- Echo read with a buddy and take turns being the leader
- Record yourself while reading so you can practice the parts you are not yet fluent
- Read nursery rhymes and poems to practice familiar phrases
- Reread stories over and over again
- Read aloud to an audience
- Read like a storyteller
- Choral read with a partner

Paired / Choral Reading

 This strategy helps children become more fluent and confident readers.

- Hold the book together and ask the child to read along with you.
- Begin reading in a natural voice.
- As the child becomes more comfortable with reading the text, lower your voice and have the child take over the lead.

After reading, ask your child:

- “What was this page / story about?”
- “What was your favorite part?”

The child can reread the book for additional practice.



10 book series we recommend this month

A to Z Mysteries series
by Ron Roy

Junie B. Jones series
by Barbara Park

Clementine series
by Sara Pennypacker

Secrets of Droon series
by Tony Abbott

I Survived series
by Lauren Tarshis

The Bat series
by Elana Arnold

The Fear Street Series
by R.L. Stine

The Clubhouse Mysteries series
by Sharon M. Draper




































Ziggy and the Black Dinosaurs series
by Sharon M. Draper

Jasmine Toguchi, Super Sleuth series
by Debbi Michiko Florence

May



THIS MONTH'S FOCUS:
Fluency Strategy

SUNDAY	MONDAY	TUESDAY	WEDNESDAY	THURSDAY	FRIDAY	SATURDAY
Learn about May Day. 	Practice READ Strategy (bit.ly/READflyer). Read a story together. 	When reading, try to catch your mistakes as you read and fix them. 	Make up a story with your parent about going on a hiking adventure. 	Learn about a famous explorer. Reread your favorite part to see if you can read it with more fluency. 	Pretend you are an explorer and make a journal entry about your day. 	Go to the library and select some good-fit books for the month. 
Cut out pictures from a magazine and create a collage that tells a story. 	Make a card for Mother's Day. Be sure to tell your mom why she is special. 	Create a timeline of your life. Be sure to record important dates with pictures, and put captions for the pictures. 	Use an App like "1 Second Everyday" or "Video 365 Free." Take a picture in the same category each day. After a month, play your movie to tell your story. 	Talk with your parents about Internet safety. What is OK for you to do? What is not OK? 	Watch READ video (youtu.be/WTMheEhQq_8) with your parents. Practice your fluency as you reread. 	Practice the I-PICK Strategy (bit.ly/31CFIqZ) to find a good-fit book. Reread to practice fluency. 
Practice READ Strategy (bit.ly/READflyer). Read a story together. 	Write about your pet to enter them into the "Best Pet In the World" contest. Be sure to describe them. 	Would you like to live off the grid? Explain. 	What's your favorite science fiction movie? Read the book. Compare the movie and the book. 	Retell 3 things you learned about a nonfiction story. What questions do you still have? 	Pretend you are going on a space mission. Make a list of things you would need. 	Create and design a special birthday card for someone who has a birthday this month. 
Make your favorite book into a movie. Act it out or make it digital. 	Read a "Choose Your Own Adventure" book. Change one part and reread for fluency. 	Write a "Choose Your Own Adventure" story. 	Read a book that has a moral or a lesson. What is it? 	Read with a buddy. Reread and practice your fluency. 	Go on a treasure hunt for a book. Find one in a free little library. Remember to put it back when you are finished. 	Listen to some jazz music. What do you notice? What happens when you listen to it several times? 
Tell a friend what a character in your story might say. 	Memorial Day is a federal holiday in the United States. Research to find out why we celebrate it. 	Visit a nursery and make a list of flowers and other plants you would like to plant at your house. 	Do a science experiment. What did you learn? What wonderings do you have? 	Read a cartoon in the newspaper. Practice your expression and silly voices when you read. 	Read a story about history. 	What is the most important thing that you have learned? Why is it the most important to you? 

Reading Makes Everything Better

Writing is one way that children develop language and early literacy skills. Children grow into strong writers when they are encouraged to:

- Use a variety of forms of early writing—scribbling, drawing, letter strings, pictures, etc.
- Begin to write familiar words, such as their name
- Attempt to read or pretend to read what they have “written”
- Understand book concepts—title, author, front, back, etc.
- Understand that ideas can be written down and read by others
- Develop greater control over the physical skills needed to write
- Make lists
- Talk about their writing
- Share their writing with others and ask for feedback
- Have a plan for how to write a story
- Practice writing

How to write a story:



Scan the QR coder or go to <http://bit.ly/2JzByDC> for a video demonstration of this activity.

Biondo, Dr. Sandra. (2011). MAISA ELA Kindergarten Unit 1.

10 books we recommend this month

Grand Canyon

by Jason Chin

Zombie Makers

by Rebecca L. Johnson

Mosquito Bite

by Alexandra Siy

Neighborhood Sharks and How to Be an Elephant

by Katherine Roy

Impossible Inventions: Ideas that Shouldn't Work

by Malgorzata Mycielska

If Sharks Disappeared

by Lily Williams

Extreme Sports

by Sean Finnigan

Extreme Sports

by Richard Platt

Extreme Sports

by Bobbie Kalman

I Want to Be a Zookeeper

by Dan Liebman

June



THIS MONTH'S FOCUS:
Writing Strategy

SUNDAY	MONDAY	TUESDAY	WEDNESDAY	THURSDAY	FRIDAY	SATURDAY
Watch READ video (youtu.be/WTMheEhQq_8) with your parents. Practice. ○	Practice READ Strategy (bit.ly/READflyer). Read a story together. ○	When reading, try to catch your mistakes as you read and fix them. ○	Make a cartoon. ○	Retell 3 things you learned about a nonfiction story. ○	Make a card for Father's Day. Be sure to tell your dad why he is special. ○	Today is a great day for some ice cream and a book. ○
Practice the I-PICK Strategy (bit.ly/31CF1qZ) to find a good-fit book. ○	Celebrate World Ocean Day by reading a book that takes place in the ocean. What are you still wondering about? ○	Read a book that rhymes. What do you notice? ○	Sit quietly outside for five minutes. Write a story about the sounds you hear. ○	What movie are you excited to see? Finish reading the book before you go to the movie. ○	Learn some facts. How are they different than opinions? Explain. ○	Learn about another state. Imagine what it would be like to live there. Write a journal entry as if you lived there. ○
Who is your favorite author? Read one of their books. ○	Summer makes you think about tropical islands. Learn about a tropical island. ○	Read at various times of the day. ○	Listen to an audiobook. ○	Give directions for making a snack. Write them down. Give them to a friend and see if they can follow them and make the snack. ○	Read a book about your favorite animal. ○	Where would you like to travel this summer? Do some research to decide where you would go if you could take a trip. ○
For "Take Your Dog to Work Day", tell what it would be like to have your dog with you all day. ○	Read a nonfiction book and learn something new. ○	Read a book by the pool or at the beach. ○	Read a story about a family. ○	Make up a story with a family member about going to the beach. ○	Take a visit to the nature center and learn about an animal habitat. ○	Go swimming with your friends. Learn new things about them. What would you include in their biography? ○
Listen to a storyteller. What did they do that you liked? ○	Make a book of your own. Be sure to include details and craft to make it better. ○	Visit the Maritime Center and watch the freighters go by. What wondering questions do you have? Write a story about life on a freighter. ○	Read a book about people who work in your community. What would you include if you were to write about them? ○	Talk about what you're thinking when you read aloud. Describe how you feel about what's going on in the book, what you think will happen next, or your thoughts on a character's choice. ○	Sit around a campfire and tell stories. ○	Read about a different city where someone you know lives. ○

Reading Makes Everything Better

Technology is a broad term which includes a variety of tools such as cameras, computers, telephones, electronic games, and television. Technology is an everyday part of our society, and it will be an increasing feature in the future lives of young children. So is vocabulary. The more words kids are exposed to and learn, the better readers they will be. Because of this, we must encourage children to:

- Use various types of technology tools and learn what they mean
- Follow simple directions
- Understand various components of the computer system
- Work cooperatively with others while using technology
- Learn to follow the rules of using technology tools
- Learn to handle equipment gently
- Play word games
- Talk about and study words
- Ask questions about interesting words
- Learn and use new words everyday



Vocabulary = Word Meaning



Words we understand when we **HEAR** them



Words we understand when we **READ** them



Words we can use when we **SPEAK**



Words we can use when we **WRITE**



Who Scoops Elephant Poo? Working at a Zoo
by Margie Markarian

Should There be Zoos?
by Tony Stead

My Visit to the Zoo
by Alike

Zoo
by Gail Gibbons

Extreme Jobs in Science: Zoologists and Ecologists
by Ruth Owen

Abraham Dee Bartlett and the Invention of the Modern Zoo
by Cassandre Maxwell

What's New? The Zoo! A Zippy History of Zoos
by Kathleen Krull

The Adventures of a Plastic Bottle: A Story About Recycling
by Alison Inches

Shark Attack!
by Cathy East Dubowski

Space Exploration
by Christine Dugan

July



THIS MONTH'S FOCUS: Vocabulary Strategy

SUNDAY	MONDAY	TUESDAY	WEDNESDAY	THURSDAY	FRIDAY	SATURDAY
Watch READ video (youtu.be/WTMheEhQq_8) with your parents. Practice. ○	For World UFO Day, find out about UFOs. What is one word you learned? ○	Practice READ Strategy (bit.ly/READflyer). Read a story together. ○	Today we celebrate the 4th of July. Find out why. Did you learn a new word? ○	Observe the birds, bugs, and other animals in your backyard. What are they doing? Do you notice any patterns? ○	July is hot. How else would you describe it? What are good words to use to describe it? ○	When reading, try to catch your mistakes as you read and fix them. ○
How many uses can you think of for a paper bag? List them in your journal. Do any of these uses have other names? ○	Lights, camera, action! Act out a book. Include expert vocabulary words. ○	For Teddy Bear Picnic day, grab your favorite Teddy Bear, have a picnic, and read to him. ○	Look at some art. In our journal, tell about it. What are some new words used to describe it? ○	Plan and go on a family booknic. (Just like a picnic, but everyone brings a book to read.) ○	What would you do with a lifetime supply of chocolate? Tell a friend. ○	Practice the I-PICK Strategy (bit.ly/31CFIqZ) to find a good-fit book. Learn a new word when you read it. ○
For National Ice Cream Day, get your favorite ice cream and enjoy it while you read. ○	Practice READ Strategy (bit.ly/READflyer). Read a story together. Talk about words you didn't know. ○	Try something new today. Tell about it in your journal. ○	Visit the library and select good-fit books to read for the month. ○	Buddy read today. Share new words learned. ○	Read something new today and learn a new word. ○	For National Junk Food Day, grab some junk food to enjoy while reading. ○
Go for a drive and look for words or look for words that are misspelled on signs. ○	Read a nonfiction book and learn something new. What is an expert word you read? ○	Visit a local senior center and tell them a story. ○	Listen to an audiobook. Did a new word catch your attention? ○	Tell about what it means to be a good friend. What word would you use to describe it? ○	Have your parents tell stories about their childhood, their parents and grandparents. Talk about your siblings and friends. Put these stories in a book. Add family photos. ○	Tell a story about a fun (funny) time at a family reunion. ○
Leave messages to a family member using refrigerator magnets. Share new words. ○	Find a monument. Learn about it. Explain why there should be a monument about it. ○	Explain what authors and illustrators do. Have you learned new words to describe them? ○	Retell 3 things you learned about a nonfiction story. ○	Read a mystery story. ○	Write a mystery story. What expert words will you use? ○	Write an episode for your favorite TV show. ○

Reading Makes Everything Better

Reading is one way that children develop language and literacy skills. Children grow into strong readers when they are encouraged to:

- Participate in playing with sounds— rhyming, finger plays, etc.
- Play word games like taking a step for each word they hear in a sentence
- Play word games like clapping or stomping for each chunk or syllable heard in a word
- Play word games that separate the beginning sounds from the rest of the word (ie. the word bat starts with a /b/, what is the rest of the word?)
- Play word games to isolate sounds in words
- Play word games making sounds of letters and see who can blend the sounds into a word
- Play word games to see which sound doesn't belong
- Play word games to identify all of the sounds in a word
- Play take-away word games and see who can identify what would be left in a word if part of it was taken away
- Play word games by adding more sounds to a word to create a new word
- Play word games by changing a sound to make a new word
- Play I-spy, but spy things that begin with ____ sound, etc.

I spy with my little eye...



10 book series we recommend this month

The Werewolf Club series
by David Pinkwater

The Secrets of Doom series
by Tony Abbott

Dragon Slayers' Academy series
by Kate McMullan

The Spiderwick Chronicles series
by Holly Black and Tony DiTerlizzi

Dragons in a Bag series
by Zetta Elliott

Deltora Quest series
by Emily Rodda

Animorphs series
by K. A. Applegate

The Underland Chronicles series (Gregor the Overlander)
by Suzanne Collins




































Percy Jackson and the Olympians series
by Rick Riordan

The Heroes of Olympus series
by Rick Riordan

August



THIS MONTH'S FOCUS:
It's all about the sound: Phonemic Awareness

SUNDAY	MONDAY	TUESDAY	WEDNESDAY	THURSDAY	FRIDAY	SATURDAY
Watch READ video (youtu.be/WTMheEhQq_8) with your parents. Practice. 	Practice READ Strategy (bit.ly/READflyer). Read a story together. 	When reading, try to catch your mistakes as you read and fix them. 	Become a superhero in your own comic book story. What sounds will you include? 	Read to a younger child. Play "I-Spy" with them to see if they can spy something that begins with the ____ sound. 	Become a weather forecaster. Find out how they do it and give the day's weather forecast to your parents. 	Practice READ Strategy (bit.ly/READflyer). Read a story together. Play a word game to add more sounds to a word and make a new word. 
Practice the I-PICK Strategy (bit.ly/31CF1qZ) to find a good-fit book. 	Illustrate a scene from a book you are reading. 	Play word games with a friend. 	Take a science field trip and record what you learn in your journal. 	Visit another country by reading a book about it. How are the sounds in their language different than ours? 	For National Left Handed Day, try writing with your left hand. If you are left-handed, try writing with your right hand. 	Read a nonfiction book and learn something new. 
Practice READ Strategy (bit.ly/READflyer). Read a story together. 	It's National Tell a Joke Day. Find a funny joke and tell it. 	Make up rhymes for your name. 	Look for sad or happy faces in a magazine or online and tell a story to go with it. 	Watch a TV show and retell what happens in the beginning, middle, and end. 	Read <i>Officer Buckle and Gloria</i> and then make a list of your family's safety rules. 	Make a list of all of your favorite things in your journal. Choose one to write about later. 
Predict and talk about the different feelings of the characters in your book. 	Visit a museum. What did you learn? What questions do you have? 	Make up a story with your child about going on a camping adventure. 	Retell three things you learned about a story. 	What three words would you use to describe yourself? Why? 	Read a story. What is the GIST or the big idea of the story? 	Tell about a time when you abandoned a book. Why did you stop reading it? 
What makes you get more excited about reading? 	Choose a summer activity you know a lot about (sport, vacation, music, etc.). Teach others about it. 	Read some rhyming poems and some poems that don't rhyme. Which ones do you understand better? Why? What do you notice? 	It's movie night! Watch a movie with your family and talk about if you like the characters in the movie. Explain why you like them or why you don't like them. 	Play a board game with your friends that involve words. 	Use sidewalk chalk to write a message to your friend. 	Make a time capsule, including a list of things that are popular this year. Put some of your keepsakes in the capsule. Bury it in a safe spot to dig up and reflect upon in 10 years. 



REGIONAL EDUCATIONAL SERVICE AGENCY
499 Range Road, PO Box 1500 • Marysville, MI 48040
(810) 364-8990 • www.sccresa.org

St. Clair County RESA is one of 57 intermediate school districts in Michigan.
We provides cost-effective support to the county's seven public school
districts comprising more than 20,000 students.

Our vision is "Educational Excellence for All."